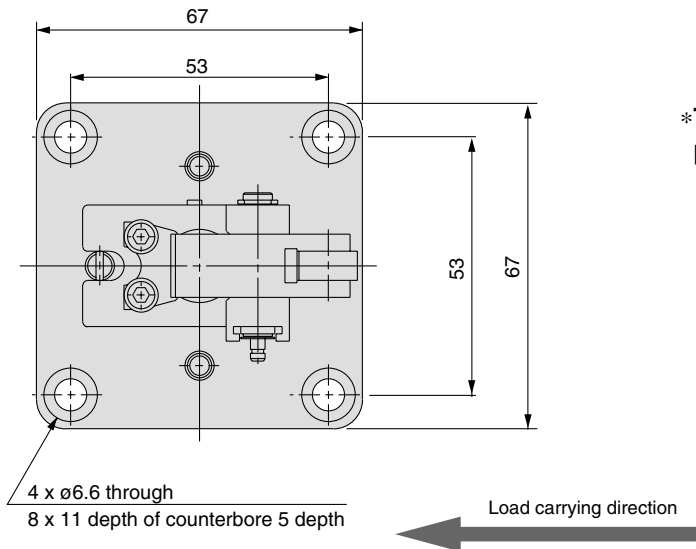
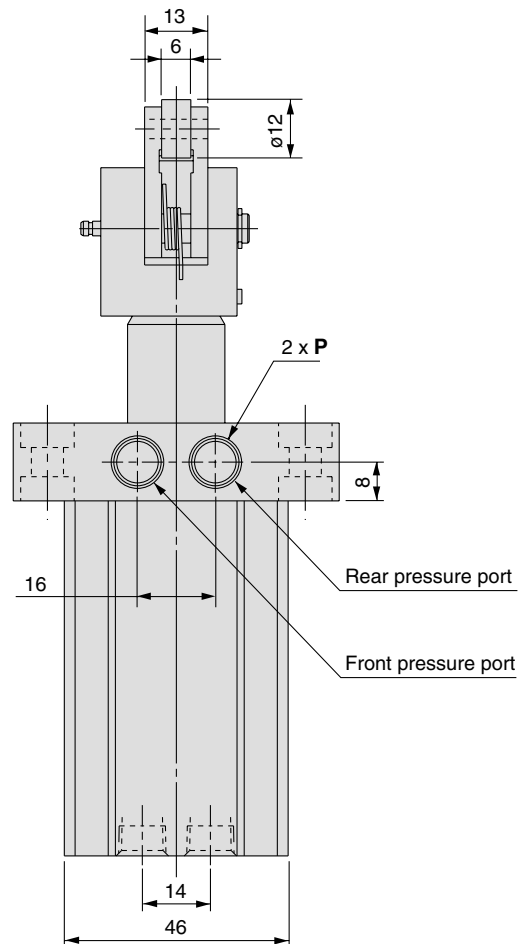
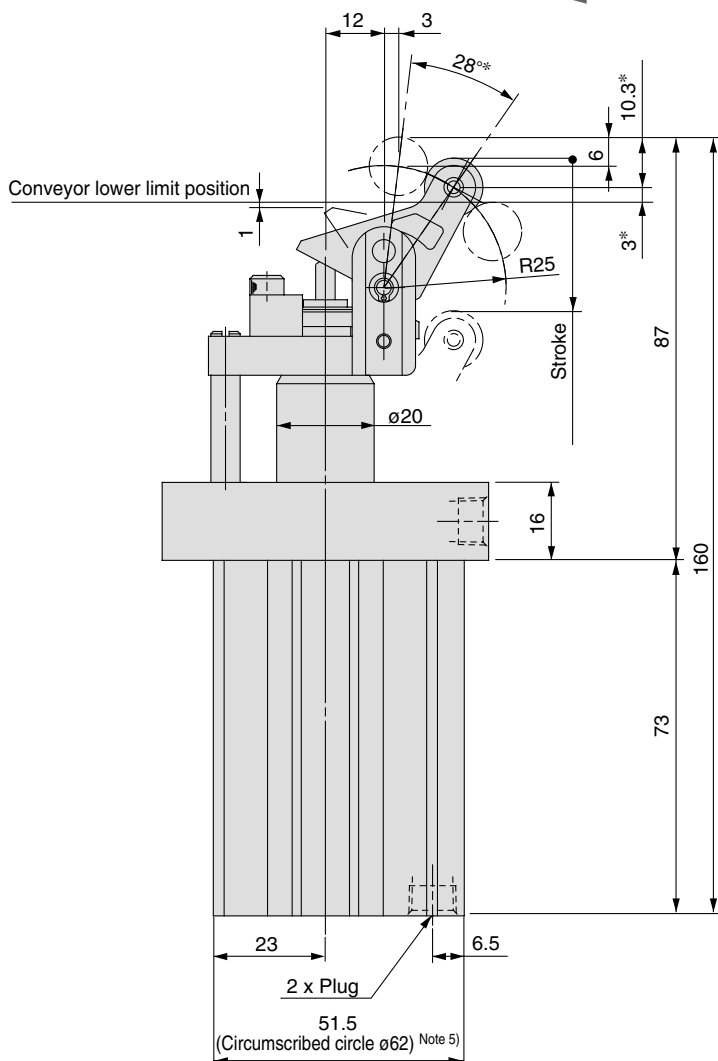


Dimensions/Bore size: Ø32

RSH32-20□□



***The figure shows an extended piston rod.**



- Note 1) The figure shows dimensions at the maximum energy absorption capacity.
 Note 2) Dimensions with auto switch are identical to the above.
 Note 3) The figure shows an extended piston rod.
 Note 4) The dimensions marked with "*" vary according to adjustment of the shock absorber dial.
 Note 5) Circumscriber circle ø62 means that diameter of the circle circumscribed to the cylinder angles. Mounting hole diameter must be ø63. Be careful of the interference between the lever and the mounting base when mounted from the lever side. Thus, the thickness of the mounting base must be 9 mm or less.

P (Piping port)		
Nil	TN	TF
Rc 1/8	NPT 1/8	G 1/8

RSQ

RSG

RS□

MI ☐

D- ☐

-X ☐

Individual
-X ☐