




ROD MOUNTINGS ⁽¹⁾

								
				Femelle rod clevis ⁽²⁾ AP2		Spherical rod end AP6		Alignement compensator ⁽³⁾
Ø (mm)				steel	stainless steel	steel	stainless steel	steel
449	453	454	450					
20-25	-	-	-	P493AL431000A00	-	P493AL432000A00	-	-
32-40	32	32	32	P493A3131000A00	P493A3131200A00	P493A3132000A00	P493A3132200A00	P493A3134000A00
50-63	40	40	40	P493A4131000A00	P493A4131200A00	P493A4132000A00	P493A4132200A00	P493A4134000A00
80-100	50-63	50-63	50-63	P493A5131000A00	P493A5131200A00	P493A5132000A00	P493A5132200A00	P493A5134000A00
-	80-100	80-100	80-100	P493A8131000A00	P493A8131200A00	P493A8132000A00	P493A8132200A00	P493A8134000A00
-	-	-	125	P493AP131000A00	-	P493AP132000A00	-	P493AP134000A00
-	-	-	160-200	P493AQ131000A00	-	P493AQ132000A00	-	-

⁽¹⁾ Refer to the dimensional drawings on the following page.

⁽²⁾ Ø125 to 200 mm: Clevis with axis locking pin

⁽³⁾ This accessory allows accurate angular compensation adjustment spherical of 4° and radial of 0,7 mm.