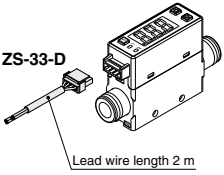
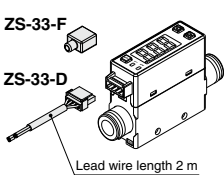
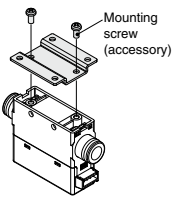
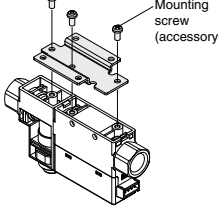
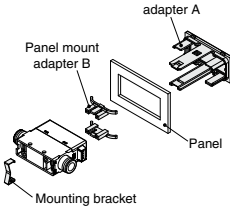
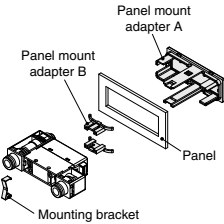


Option 1

NII	W	Z
With lead wire with connector (2 m)	With lead wire with connector (2 m) + Rubber cover for connector (silicon rubber)	Without lead wire with connector
 <p>ZS-33-D</p> <p>Lead wire length 2 m</p>	 <p>ZS-33-F</p> <p>ZS-33-D</p> <p>Lead wire length 2 m</p>	

Option 2

NII	R	S	T
None	Bracket (For without flow adjustment valve) ZS-33-M	Bracket (For with flow adjustment valve) ZS-33-MS	Panel mount adapter (For without flow adjustment valve) ZS-33-J
	 <p>Mounting screw (accessory)</p>	 <p>Mounting screw (accessory)</p> <p>Piping direction: Cannot be mounted with bottom piping type.</p>	 <p>Panel mount adapter A</p> <p>Panel mount adapter B</p> <p>Panel</p> <p>Mounting bracket</p>
V			
Panel mount adapter (For with flow adjustment valve) ZS-33-JS			
 <p>Panel mount adapter A</p> <p>Panel mount adapter B</p> <p>Panel</p> <p>Mounting bracket</p>			

Each option is not assembled with the product, but shipped together.

Made to Order

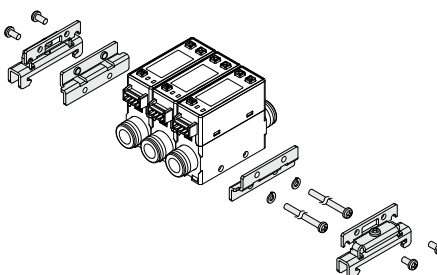
Symbol	Specification/Description
X693	Change of piping entry direction
X694	combination
X731	Compatible with argon (Ar) and carbon dioxide (CO ₂) mixed gas

For details, refer to page 249 through to 251.

DIN Rail Mounting Bracket (Order Separately)

ZS-33-R

Stations	
1	1 station
2	2 stations
3	3 stations
4	4 stations
5	5 stations



- DIN rail (supplied by customers)
- Port size F02: G 1/4 cannot be mounted on the DIN rail.