

Series KQ2: White body
Series KQ : Black body

Guide

Collet

Chuck

Suitable for use with nylon and urethane. Large retaining force.

Has large retaining force while holding force is increased by the collet.

Seal

Can be used for a wide range of pressures from a low vacuum up to a pressure of 1 MPa.

The use of a special profile ensures sealing and reduces resistance when the tube is inserted.

Connection thread

M, R, Rc

Release button

Series KQ2: Light gray

Series KQ : Blue

Light force for removal

When the fitting is removed from the tube, the chuck and collet are released, thus preventing them from biting into the tube excessively.

Tube

Body

O-ring

Stud

Effective when piping in a confined space.

The body and the threaded portion can rotate.
(To the degree for positioning)

PAT.

K ☐

M ☐

H ☐

KK ☐

D ☐

MS ☐

LQ ☐

MQR ☐

T ☐

One-touch IN/OUT connection.
Possible to use in vacuum
to -100 kPa



Applicable Tubing

Tubing material	FEP, PFA, Nylon, Soft nylon ⁽¹⁾ , Polyurethane
Tubing O.D.	ø3.2, ø4, ø6, ø8, ø10, ø12, ø16

Note 1) Soft nylon tubing is not compatible with water.

Product's Color

Series	Body	Release button
Series KQ2	White	Light gray
Series KQ	Black	Blue

Specifications

Fluid		Air/Water ⁽²⁾
Operating pressure range ⁽³⁾		-100 kPa to 1 MPa
Proof pressure		3 MPa
Ambient and fluid temperature		-5 to 60°C, Water: 0 to 40°C (No freezing)
Thread	Mounting section	JIS B0203 (Taper thread for piping) JIS B0205 (Metric coarse thread)
	Nut section	JIS B0205 (Metric fine thread)
Seal on the threads		With sealant or none



Note 2) The surge pressure must be under the maximum operating pressure.

Note 3) Do not use the fittings with a leak tester or for vacuum retention because they are not guaranteed for zero leakage.

Principal Parts Material

Body	C3604, PBT, PP
Stud	C3604 (Thread portion)
Chuck	Stainless steel 304
Guide	Stainless steel 304, C3604, PBT
Collet, Release button	POM
Seal, O-ring	NBR
Gasket	Stainless steel 304, NBR



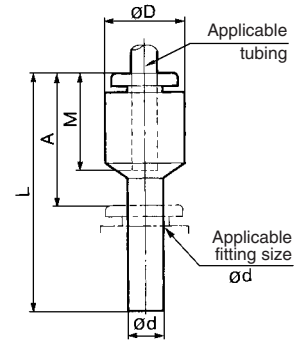
Made to Order
(Refer to page 58 for details.)

Series KQ2

Plug-in Reducer: KQ2R



Applicable tubing O.D. (mm)	Applicable fitting size ϕd	Model	⁽¹⁾ ϕD	L	A	M	Effective area ⁽²⁾ (mm ²)		Mass (g)
							Nylon	Urethane	
3.2	4	KQ2R23-04	9.6	33.5	18.5	15.5	3.4	2.9	2
4	6	KQ2R04-06	10.4	34.5	17.5	16	5.6	4	1.8
	8	KQ2R04-08		36.5	18				2.0
	10	KQ2R04-10	12.8	39.5	18.5				3.3
6	4	KQ2R06-04	12.8	37	21	17	4	4	2.5
	8	KQ2R06-08	12.8	37	18.5		13.1	10.4	2.5
	10	KQ2R06-10		39.5	18.5				3
8	12	KQ2R06-12	15.2	42	20				4.7
	10	KQ2R08-10	15.2	41	20	18.5	26.1	18.0	4.0
	12	KQ2R08-12		42					4.6
10	12	KQ2R10-12	18.5	44.5	23	21	41.5	32.8	33
	16	KQ2R10-16	20.9	50.5	25.5			(29.5)	42
12	16	KQ2R12-16	20.9	50.5	25.5	22	58.3	(46.1)	37



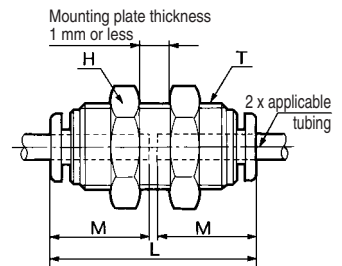
Note 1) ϕD : Max. diameter

Note 2) (): Values for soft nylon.

Bulkhead Union: KQ2E



Applicable tubing O.D. (mm)	Model	T (M)	H (width across flats)	L	Mounting hole	M	Effective area ^{Note)} (mm ²)		Mass (g)
							Nylon	Urethane	
3.2	KQ2E23-00	M12 x 1	14	31.5	13	15.5	3.4	2.9	26
4	KQ2E04-00	M12 x 1	14	32.5	13	16	5.6	4	26
6	KQ2E06-00	M14 x 1	17	34.5	15	17	13.1	10.4	33
8	KQ2E08-00	M16 x 1	19	38	17	18.5	26.1	18.0	52
10	KQ2E10-00	M20 x 1	24	42.5	21	21	41.5	29.5	70
12	KQ2E12-00	M22 x 1	27	44	23	22	58.3	46.1	90
16	KQ2E16-00	M28 x 1.5	32	51	29	25	113	(96)	115

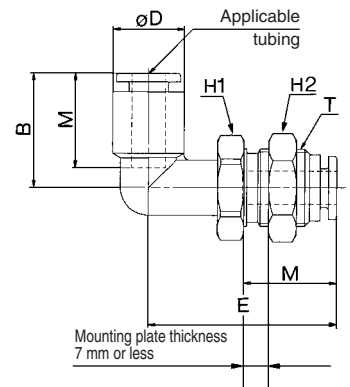


Note) (): Values for soft nylon.

Bulkhead Male Elbow: KQ2LE



Applicable tubing O.D. (mm)	Model	T (M)	H1 (width across flats)	H2 (width across flats)	B	E	^{Note)} ϕD	Mounting hole	M	Effective area ^{Note)} (mm ²)		Mass (g)
										Nylon	Urethane	
4	KQ2LE04-00	M12 x 1	14	14	18.5	31	10.4	13	16	4.2	4.2	18
6	KQ2LE06-00	M14 x 1	17	17	20.5	34	12.8	15	17	11.4	9.0	25
8	KQ2LE08-00	M16 x 1	17	19	23.5	38.5	15.2	17	18.5	21.6	14.9	33
10	KQ2LE10-00	M20 x 1	22	24	26.5	43.5	18.5	21	21	35.2	25.0	63
12	KQ2LE12-00	M22 x 1	24	27	28.5	45.5	20.9	23	22	50.2	39.7	77

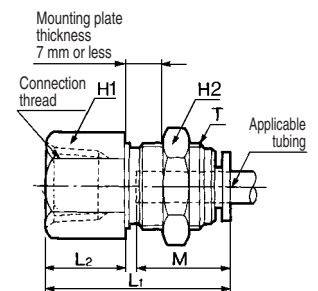


Note) ϕD : Max. diameter

Bulkhead Connector: KQ2E



Applicable tubing O.D. (mm)	Connection thread Rc	Model	T (M)	H1 (width across flats)	H2 (width across flats)	L1	L2	Mounting hole	M	Effective area ^{Note)} (mm ²)		Mass (g)
										Nylon	Urethane	
3.2	1/4	KQ2E23-02	M12 x 1	17	14	31.5	15	13	15.5	3.4	2.9	13
4	1/8	KQ2E04-01	M12 x 1	14	14	27.5	11	13	16	5.6	4	16
	1/4	KQ2E04-02		17		31	15					35
6	1/8	KQ2E06-01	M14 x 1	17	17	28	11	15	17	13.1	10.4	30
	1/4	KQ2E06-02				31.5	15					30
	3/8	KQ2E06-03				33.5	17					34
8	1/8	KQ2E08-01	M16 x 1	17	19	27.5	7.5	17	18.5	26.1	18.0	28
	1/4	KQ2E08-02				33	13					33
	3/8	KQ2E08-03				35	15					34
10	1/4	KQ2E10-02	M20 x 1	22	24	34.5	12.5	21	21	41.5	29.5	53
	3/8	KQ2E10-03				36.5	14					67
12	3/8	KQ2E12-03	M22 x 1	24	27	37	14	23	22	58.3	46.1	92
	1/2	KQ2E12-04				41	18					59
16	3/8	KQ2E16-03	M28 x 1.5	30	32	40	14	29	25	96	(96)	127
	1/2	KQ2E16-04				44	18					132



Note) (): Values for soft nylon.