

# One-touch Fittings

## Series KQ2

Applicable Tubing: Metric Size  
Connection Thread: M, R, Rc

### How to Order

**KQ 2 H 06 - 01 S -**

One-touch fittings

Product's color

Symbol	Body	Release button
2	White	Light gray
Nil	Black	Blue

• Made to Order  
Refer to page 58 for details.

• With thread sealant (Male thread only)

Nil	None
S	With thread sealant

Note) Port size with sealant: Only  
R 1/8  
R 1/4  
R 3/8  
R 1/2

• Applicable tubing O.D.

23	ø3.2
04	ø4
06	ø6
08	ø8
10	ø10
12	ø12
16	ø16

• Port size/Applicable tubing O.D.

Thread connection		
M5	M5 x 0.8	
M6	M6 x 1.0	
01	R 1/8, Rc 1/8	
02	R 1/4, Rc 1/4	
03	R 3/8, Rc 3/8	
04	R 1/2, Rc 1/2	
00	Same dia. tubing	
04	ø4	(Reducer) Different dia. tubing
06	ø6	
08	ø8	
10	ø10	
12	ø12	
16	ø16	
99	Same dia. rod	

• Model

#### Accessory

Symbol	Name
	Nipple
KQ2N	Reducer nipple
	Adaptor
KQ2C	Tube cap
KQ2C	Color cap
KQ2P	Plug (White)
KQP	Plug (Blue)

Use the below part number to order the gasket for M5 and M6 threads.

Gasket for M5 thread: M-5G2

Gasket for M6 thread: M-6G

H	Male connector	T	Male branch tee
	Straight union		Union tee
	Different diameter straight		Different diameter tee*
S	Hex. socket head male connector	TW	Cross*
F	Female connector	TX	Different diameter cross*
L	Male elbow	TY	Different diameter cross*
	Union elbow	Y	Male run tee
	Plug-in elbow	D	Male delta union
	Reducer elbow		Delta union
LU	Male branch connector	U	Branch "Y"
	Branch union elbow		Union "Y"
K	45° male elbow		Different dia. union "Y"
V	Universal male elbow		Plug-in "Y"
VS	Hexagon socket head universal male elbow		Delta branch
VF	Universal female elbow	UD	Different dia. double union "Y"
LF	Female elbow	XD	Double plug-in "Y"
VD	Double universal male elbow	X	Different diameter plug-in "Y"
VT	Triple universal male elbow	R	Plug-in reducer
Z	Branch universal male elbow	E	Bulkhead union
ZF	Branch universal female elbow		Bulkhead connector
ZD	Double branch universal male elbow		Bulkhead male elbow
ZT	Triple branch universal male elbow		
W	Extended plug-in elbow		
	Extended male elbow		

\* Available only for white color body.

## Model

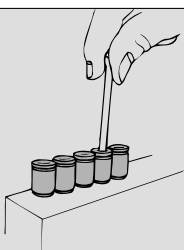
### Hex. socket head male connector

KQ2S

P. 42



Internal hex. allows thread connection by using an allen wrench for confined spaces.



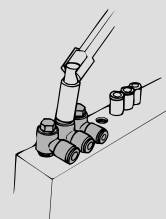
### Universal male elbow

KQ2V

P. 45



Universal male elbow allows thread connection by using a socket wrench for confined spaces.



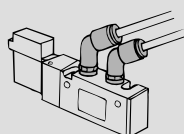
### 45° male elbow

KQ2K

P. 44



Use to pipe in 45° direction from female thread. Model in-between of male connector and male elbow.



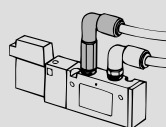
### Extended male elbow

KQ2W

P. 50



Basically, it is used together with male elbow. Different point is that it is used for with fittings to avoid from interfering with each other by making the piping two-level.



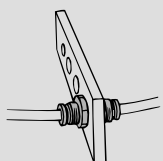
### Bulkhead union

KQ2E

P. 56



Use to connect tubes through a panel.



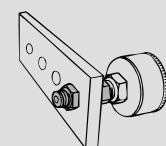
### Bulkhead connector

KQ2E

P. 56



Use to connect male thread and tube through a panel.



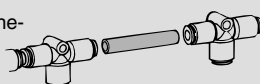
### Nipple

KQ2N

P. 57



Use to connect One-touch fittings.



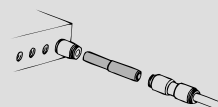
### Reducer nipple

KQ2N

P. 57



Use to connect One-touch fittings that are different tubing O.D.s.



### Male connector

KQ2H

P. 42



Use to pipe in the same direction from female thread. Most general style.

### Male elbow

KQ2L

P. 43



Use to pipe at right angles to female thread. Most general style.

### Male branch tee

KQ2T

P. 50



Use to branch line from female thread in both 90° directions.

### Female connector

KQ2F

P. 42



Use to pipe from male thread such as pressure gauge.

### Union elbow

KQ2L

P. 48



Use to connect tubes at right angles.

### Union tee

KQ2T

P. 51



Use to connect tubes in both 90° directions.

### Straight union

KQ2H

P. 43



Use to connect tubes in the same direction.

### Plug-in elbow

KQ2L

P. 49



Use to change by 90° in a tube fetching direction from One-touch fittings.

### Different diameter tee

KQ2T

P. 51



Use to connect tubes with size down in both 90° directions.

### Different diameter straight

KQ2H

P. 43



Use to connect different sized tubes.

### Reducer elbow

KQ2L

P. 49



Use to change by 90° in a tube fetching direction from One-touch fittings and to size down.

### Different diameter tee

KQ2T

P. 51



Use to branch line with size down in both side 90° direction.

### Cross

KQ2TW

P. 51



Use to four-branch line.

### Different diameter cross

KQ2TX

P. 51



Use to connect tubes with size down in all 90° directions.

### Different diameter cross

KQ2TY

P. 52



Use to branch line with size down in three directions.

## Universal Male Elbow: KQ2V

<M5>



<R>



Applicable tubing O.D. (mm)	Connection thread R M	Model	H (width across flats)	(1) øD1	øD2	L1	L2	L3	A*	M	Effective area (2) (mm²)		Mass (g)
											Nylon	Urethane	
4	M5 x 0.8	KQ2V04-M5	8	10.4	9.8	20.5	11	18.5	15	16	2.9	2.9	6
	1/8	KQ2V04-01S			13.4	22	13.6	25.6	22.5				14
6	M5 x 0.8	KQ2V06-M5	8	12.8	9.8	23.5	12	18.5	15	17	3.8	3.8	7
	1/8	KQ2V06-01S			13.4	24	13.6	25.6	22.5				15
	1/4	KQ2V06-02S	10		15.4	23.5	18	30.5	25		7.5	5.9	26
8	1/8	KQ2V08-01S	12	15.2	17.6	28.5	14.6	27.6	24.5	18.5	16	11.2	24
	1/4	KQ2V08-02S			18	31	25.5	30					30
	3/8	KQ2V08-03S	14		20.6	27.5	19.4	35.4	30		20.5	14.3	47
10	1/4	KQ2V10-02S	14	18.5	20.6	31	19	35	29.5	21	27	20.3	40
	3/8	KQ2V10-03S			20.9	34	20.9	37.4	32		39	30.8	63
12	3/8	KQ2V12-03S	17	20.9	25.2	34	24.1	40.6	33.5	22			80
	1/2	KQ2V12-04S			25.4	45.4	25.4	45.4	40.5		55 (55)		103
16	3/8	KQ2V16-03S	21	26.5	32.3	39	28.6	48.6	41.5	25	78	(65)	110
	1/2	KQ2V16-04S											

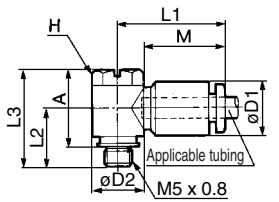
\* Reference dimensions after R thread installation.

Note 1) øD1: Max. diameter

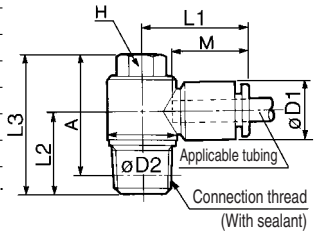
Note 2) ( ): Values for soft nylon.



<M5>



<R>



K□

M□

H□

KK

D□

MS

LQ

MQR

T□

## Hexagon Socket Head Universal Male Elbow: KQ2VS

<M5>



<R>



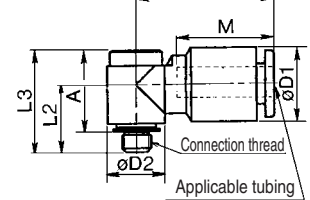
Applicable tubing O.D. (mm)	Connection thread R M	Model	H (width across flats)	Note) øD1	øD2	L1	L2	L3	A*	M	Effective area (mm²)		Mass (g)
											Nylon	Urethane	
4	M5 x 0.8	KQ2VS04-M5	4	10.4	9.8	20.5	10.5	18	15	16	2.9	2.9	6
	1/8	KQ2VS04-01S	6		13.4	22	13.6	25.6	22.5				14
6	M5 x 0.8	KQ2VS06-M5	4	12.8	9.8	23.5	12	18	15	17	3.8	3.8	7
	1/8	KQ2VS06-01S	6		13.4	24	13.6	25.6	22.5				15
	1/4	KQ2VS06-02S			15.3	23.5	18	26.5	21		7.5	5.9	22
8	1/8	KQ2VS08-01S	8	15.2	17.6	28.5	14.6	26.1	23	18.5	16	11.2	24
	1/4	KQ2VS08-02S			18	29.5	24						30
	3/8	KQ2VS08-03S			20.6	27.5	19.4	31.4	26		20.5	14.3	47
10	1/4	KQ2VS10-02S	8	18.5	20.6	31	19	31	25	21	27	20.3	32
	3/8	KQ2VS10-03S			19.4	31.4	26						39
12	3/8	KQ2VS12-03S	10	20.9	25.2	34	20.9	34.9	30	22	39	30.8	48
	1/2	KQ2VS12-04S			24.1	38.1	31						67

\* Reference dimensions after R thread installation.

Note) øD1: Max. diameter



<M5>



<R>

