

5 Port Air Operated Valve

VFA1000/3000/5000 Series

Single Unit

Body Ported

RoHS

How to Order Valve

Body ported **VFA 3 1 3 0 - 01** - - -

Series

1	VFA1000
3	VFA3000
5	VFA5000

Type of actuation

1	2 position single
2	2 position double
3	3 position closed center
4	3 position exhaust center
5	3 position pressure center

* Only 1 and 2 are available with the VFA1000.

Body model

Symbol	VFA1000	VFA3000	VFA5000
2	○	—	○
3	—	○	—

A, B port size

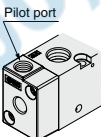
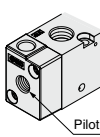
Symbol	Port size	VFA1000	VFA3000	VFA5000
M5	M5 x 0.8	○	—	—
01	1/8	○	○	—
02	1/4	—	○	○
03	3/8	—	—	○

Thread type (Including pilot port)

Nil	Rc
F	G
N	NPT
T	NPTF

* M5 is available with Nil only.

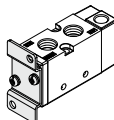
Pilot port direction

Nil: Upward	P: Lateral
	

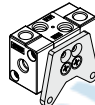
Bracket

Nil	Without bracket
F	With bracket

VFA1000, 3000
Single type
(The bracket cannot be connected after delivered.)



VFA1000
Double type only



* Not available with the VFA5000.