

Linear roller bearings RUS19069-KS (Series RUS..-KS)

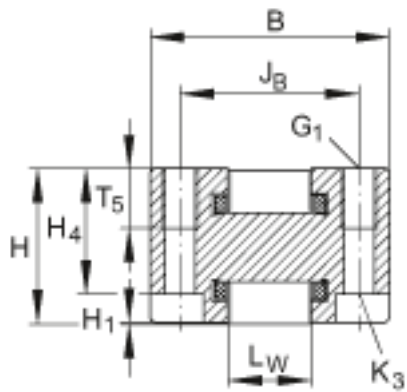
with spacer elements, with end face lubrication connectors

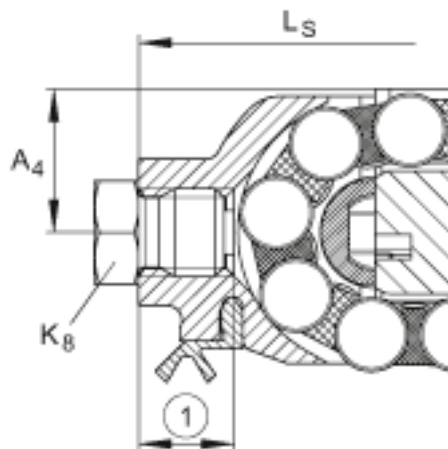
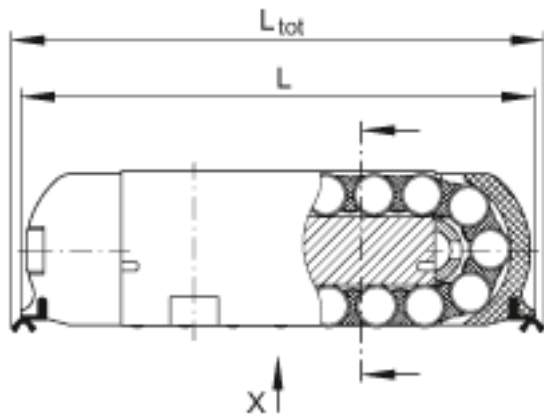
The datasheet is only an overview of dimensions and basic load ratings of the selected product. Please always observe all the guidelines in these overview pages. Further information is given on many products under the menu item "Description". You can also order comprehensive information via the Catalogue ordering system (https://www.schaeffler.de/content.schaeffler.de/en/news_media/index.jsp) or by telephone on +49 (91 32) 82 - 28 97.

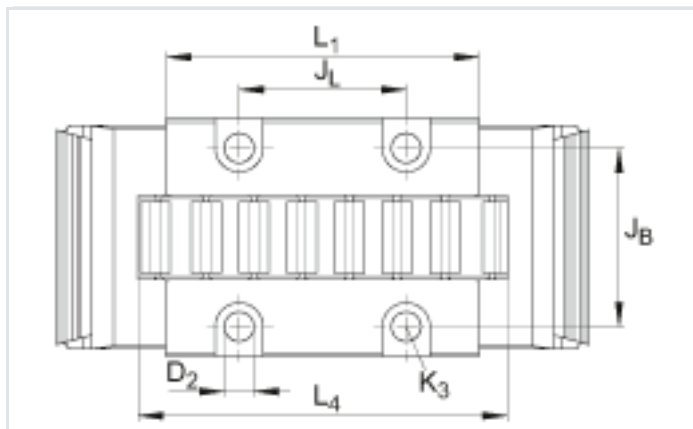
Ls	76 mm	
B	27 mm	
H	19 mm	
1)	Maximum screw depth 6 mm	
A4	9,8 mm	
D2	3,5 mm	
G1	M4	<p>for fixing screws to DIN ISO 4762-12.9</p> <p>Max. tightening torque [MA]:</p> <p>M4 = 5 Nm</p> <p>M6 = 17 Nm</p> <p>M8 = 41 Nm</p> <p>M10 = 83 Nm</p> <p>M14 = 229 Nm</p> <p>The stated torques represent maximum values for the reliable transmission of forces in vibration-free, quasistatic applications (S0=1). We recommend that the tightening torques of the screw connection to the adjacent construction should be determined at</p>

	the customer under the specific application conditions and operating conditions, observing the data in VDI Guideline 2230 Part 1 (2015) and the data in the description.	
H ₁	0,2 mm	
H ₄	15,2 mm	
J _B	20,6 mm	Tolerance: +0,1/-0,1
J _L	25,5 mm	Tolerance: +0,1/-0,1
K ₃	M3	<p>for fixing screws to DIN ISO 4762-12.9</p> <p>Max. tightening torque [MA]:</p> <p>M4 = 5 Nm</p> <p>M6 = 17 Nm</p> <p>M8 = 41 Nm</p> <p>M10 = 83 Nm</p> <p>M14 = 229 Nm</p> <p>The stated torques represent maximum values for the reliable transmission of forces in vibration-free, quasistatic applications (S0=1). We recommend that the tightening torques of the screw connection to the adjacent construction should be determined at the customer under the specific application conditions and operating conditions, observing the data in VDI Guideline 2230 Part 1 (2015) and the data in the description.</p>
K ₈	M6 mm	Lubrication connector to DIN 3405 -A
L _{1 max}	43,8 mm	
L ₄	50 mm	Minimum support length
L _w	10 mm	
T ₅	6,2 mm	

m	0,21 kg	≈ Mass
C	42000 N	Basic dynamic load rating
C ₀	66000 N	Basic static load rating







View X