


## Boxes &amp; Accessories



## Cavity

Depth mm	Compartments 3	Compartments 4	Knock Outs
68	CSB3/S	CSB4/S*	20mm
100	CSB3	CSB4*	20 / 25mm
130	CSB3/ED	CSB4/ED*	20 / 25mm

\* 4 compartment boxes have 2 x full width & 2 x half width compartments 42mm wide.

## Four Equal Compartment

Depth mm	Compartments	Knock Outs
68	CSB4/SL*	20mm

4 compartment boxes have 4 equal compartments 63.5mm wide.

\* Use with special width plates only, see page 28 for plates available.


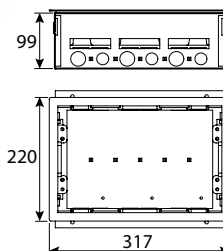
## Screed

(For use with 20mm conduit)


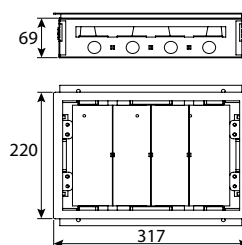
Depth mm	Compartments 3	Compartments 4	Knock Outs
68	FSB3/S	FSB4/S*	20mm

## Key features


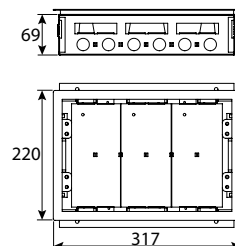
- Three or four segregated compartments.
- Available in four standard depths: 68mm, 87mm, 100mm and 130mm.
- All moulded parts manufactured from polycarbonate as standard.
- Reversible self closing lid.
- Adjustable carpet trim.
- Single piece construction metal body.
- Recessed lid to allow carpet infill.



CSB3



CSB4/SL



FSB3/S

1. Lift up hinged lid to access the power and data sockets.



2. Plug in the required leads to the available sockets.



3. Close the lid and position the leads through the hinged access slots.

