

Water Resistant 2-Color Indication Type Solid State Auto Switch: Band Mounting Style D-G5BAL



Refer to SMC website for the details of the products conforming to the international standards.

Auto Switch Specifications

PLC: Programmable Logic Controller

D-G5BAL (With indicator light)	
Auto switch model	D-G5BAL
Wiring type	2-wire
Output type	—
Applicable load	24 VDC Relay, PLC
Power supply voltage	—
Current consumption	—
Load voltage	24 VDC (10 to 28 VDC)
Load current	5 to 40 mA
Internal voltage drop	4 V or less
Leakage current	0.8 mA or less at 24 VDC
Indicator light	Operating range Red LED illuminates. Proper operating range Green LED illuminates.
Standard	CE marking

- Lead wires — Oilproof heavy-duty vinyl cord, $\phi 4$, 0.2 mm², 2 cores (Brown, Blue), 3 m (Standard)
- Note 1) Refer to page 1272 for solid state auto switch common specifications.
- Note 2) Refer to page 1272 for lead wire lengths.

Grommet

- Water (coolant) resistant type
- The proper operating range can be determined by the color of the light.
(Red → Green ← Red)



Caution

Precautions

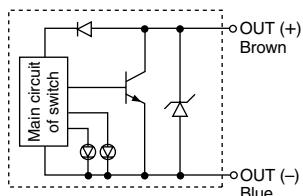
Please consult with SMC if using coolant liquid other than water based solution.

Mass

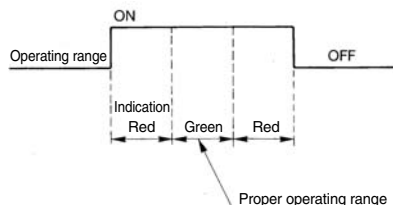
(g)

Auto switch model	D-G5BA	
Lead wire length (m)	0.5	—
	3	68
	5	108

Auto Switch Internal Circuit

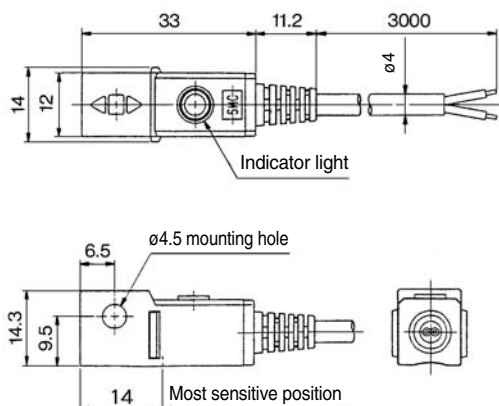


Indicator light/Display method



Dimensions

(mm)



D-□