

## How to Order

**AS 2 2 0 1F - 01 - 06 S - -**

**Body size**

1	M3, M5 standard
2	1/8, 1/4 standard
3	3/8 standard
4	1/2 standard

**Type**

2	Elbow
3	Universal

**Control type**

0	Meter-out
1	Meter-in

**With One-touch fitting**

**Thread type**

Nil	Metric thread (M3, M5)
	Unified thread (10-32 UNF)
N	R
	NPT

**Lock nut option**

Nil	Hexagon lock nut
J	Round lock nut

**Made to Order**  
(Refer to page 582 for details.)

**Option**

Nil	None
S	With seal
N	Electroless nickel plated

\*1 If more than one option is required, write option part numbers in the order of "S", "N".  
\*2 M3, M5, and U10/32 are not available with seals.

**Applicable tubing O.D.** (Note)

Metric size	Inch size
02	ø2
01	ø1/8"
23	ø3.2"
03	ø5/32"
04	ø4
05	ø3/16"
06	ø6
07	ø1/4"
08	ø8
09	ø5/16"
10	ø10
11	ø3/8"
12	ø12
13	ø1 1/2"

**Port size**

M3	M3 x 0.5
M5	M5 x 0.8
U10/32	10-32 UNF
01	1/8
02	1/4
03	3/8
04	1/2

Note) For applicable tubing O.D. selection, refer to the Model on page 576.  
\*Use ø1/8" tube.

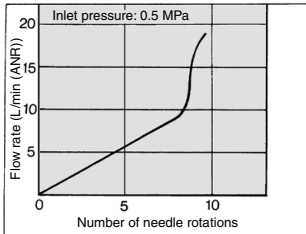
**Made to Order**  
(For details, refer to page 582.)

Symbol	Specifications
-X12	Lubricant: Vaseline
-X21	Grease-free (Seal: Fluorine-coated) + Throttle valve (Without check valve)
-X214	Throttle valve (Without check valve)
-X250	Fixed throttle (No needle function)

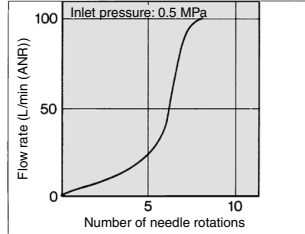
## Needle Valve/Flow Rate Characteristics

Note) The flow rate characteristics are representative values.

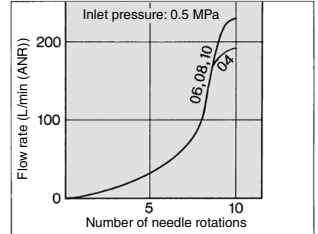
AS1201F-M3, AS1211F-M3  
AS1301F-M3, AS1311F-M3  
AS1201F-M5-02, AS1211F-M5-02



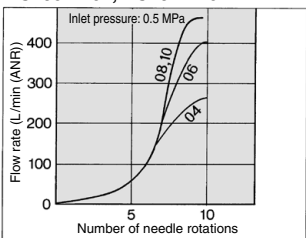
AS1201F-M5, AS1211F-M5  
AS1301F-M5, AS1311F-M5



AS2201F-01, AS2211F-01  
AS2301F-01, AS2311F-01

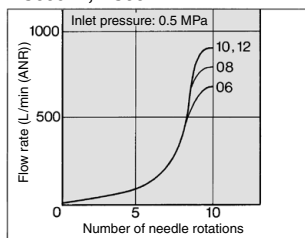


AS2201F-02, AS2211F-02  
AS2301F-02, AS2311F-02



Note) \*U10/32" is the same as "M5".

AS3201F, AS3211F  
AS3301F, AS3311F



AS4201F, AS4211F  
AS4301F, AS4311F

