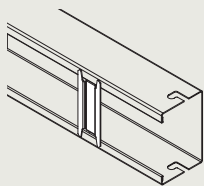


# Salamandre® distribution trunking

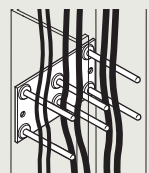
## accessories – dimensions and technical information

### ■ Cable retainers



Used to hold cables in position when trunking is mounted with lid in vertical position, or on the underside of the run. Cable retainers are usually fitted at about one metre centres although this will depend upon the type of cable being installed.

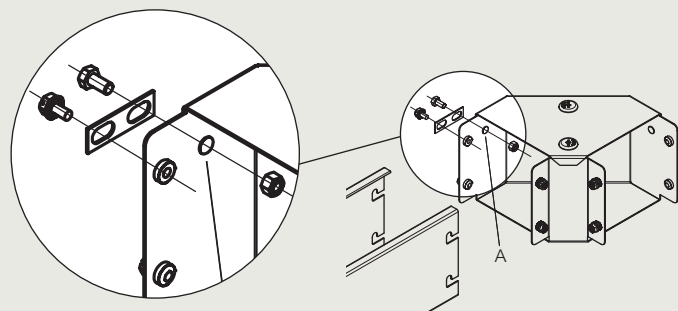
### ■ Pin racks



Pin rack

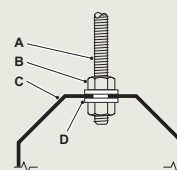
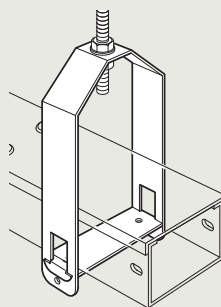
Available for trunking up to 150 mm wide. Supplied in packs of 10. Cables are laid into trunking systems and are pulled through duct systems. In both cases there is usually no need for any type of cleat or clamp unless there are vertical runs. Where vertical runs are required, wiring regulations give the necessary guidance on spacing of cable supports, known as 'pin racks'. Ordered according to the size of the trunking for single compartment trunking, or the size of each compartment for multi-compartment trunking.

### ■ Earth link



All fittings have 7 mm knockouts (A) for fixing an earth link. An M5 screw and nut are needed for fixing the earth link.

### ■ Stirrup hangers



- A M10 threaded rod
- B M10 nut
- C Hanger
- D Form A flat washers

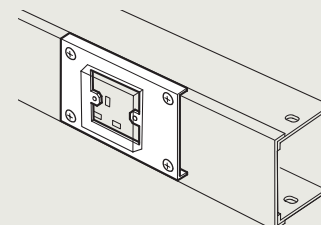
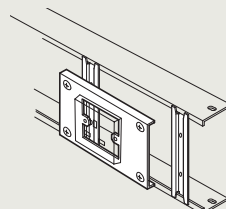
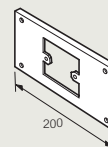
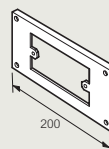
### ■ Loose separators



Fastenings not supplied. Pop rivet or spot weld on site to suit.

### ■ Socket plates

Socket plate fixing for screwfix and tamperproof trunking is fixed by retaining clips and screws (see p. 16).



Not applicable on IP4X installations.

All dimensions (mm) are nominal.