

Series VF3000/5000

How to Order Pilot Valve Assembly (With a gasket and two mounting screws)

⚠ Caution

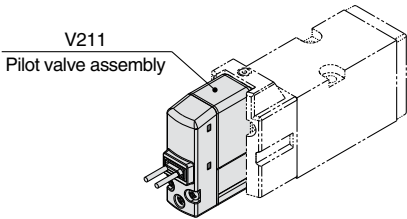
When only the pilot valve assembly is replaced, it is not possible to change from V211 (Grommet or L/M-type) to V212 (DIN or Conduit type), or vice versa.

Valve model: VF□□□□□□□□-5GZ□1-□□□

* Select from the below in accordance with the valve used.

■ Grommet or L/M-type

V 2 1 1 □ □ - 5 G Z



| | | DC | AC |
|-----|---|----|---------|
| Nil | Without light/surge voltage suppressor | ○ | ○ |
| S | With surge voltage suppressor | ○ | —(Note) |
| Z | With light/surge voltage suppressor | ○ | ○ |
| R | With surge voltage suppressor (Non-polar) | ○ | — |
| U | With light/surge voltage suppressor (Non-polar) | ○ | — |

Note) S type is not available with AC mode, since a rectifier prevents surge voltage generation. When T is selected, only Z type of light/surge voltage suppressor is available.

⚠ Caution

When using the surge voltage suppressor type, residual voltage will remain. Refer to page 51 for details.

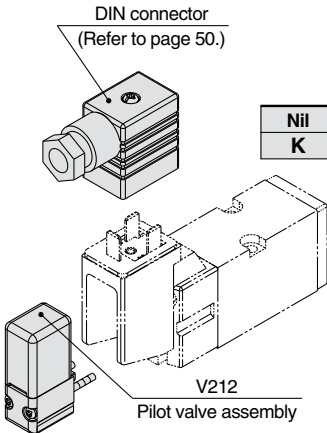
● Electrical entry

| | | |
|----|-----------------------------------|-------------------|
| G | Grommet (Lead wire length 300 mm) | |
| H | Grommet (Lead wire length 600 mm) | |
| L | L-type plug connector | With lead wire |
| LN | | Without lead wire |
| LO | | Without connector |
| M | M-type plug connector | With lead wire |
| MN | | Without lead wire |
| MO | | Without connector |

* LN and MN types are with 2 sockets.

* Refer to page 49 when different length of lead wire for L/M-type plug connector is required.

■ DIN or Conduit type



V 2 1 2 □ □ - 5

● Pressure specifications

| | |
|-----|--------------------------------------|
| Nil | Standard (102 psi (0.7 MPa)) |
| K | High-pressure type (145 psi (1 MPa)) |

● Coil specifications

| | |
|-----|-------------------------------------|
| Nil | Standard |
| T | With power saving circuit (DC only) |

* T type is available with DC mode only.

● Rated voltage

DC

| | |
|---|--------|
| 5 | 24 VDC |
| 6 | 12 VDC |

AC (50/60 Hz)

| | |
|---|-------------------|
| 1 | 100 VAC |
| 2 | 200 VAC |
| 3 | 110 VAC [115 VAC] |
| 4 | 220 VAC [230 VAC] |
| 7 | 240 VAC |
| B | 24 VAC |

⚠ Caution

For V212 (DIN or Conduit type), the coil specifications and voltage (including light/surge voltage suppressor) cannot be changed by replacing the pilot valve assembly.

⚠ Caution

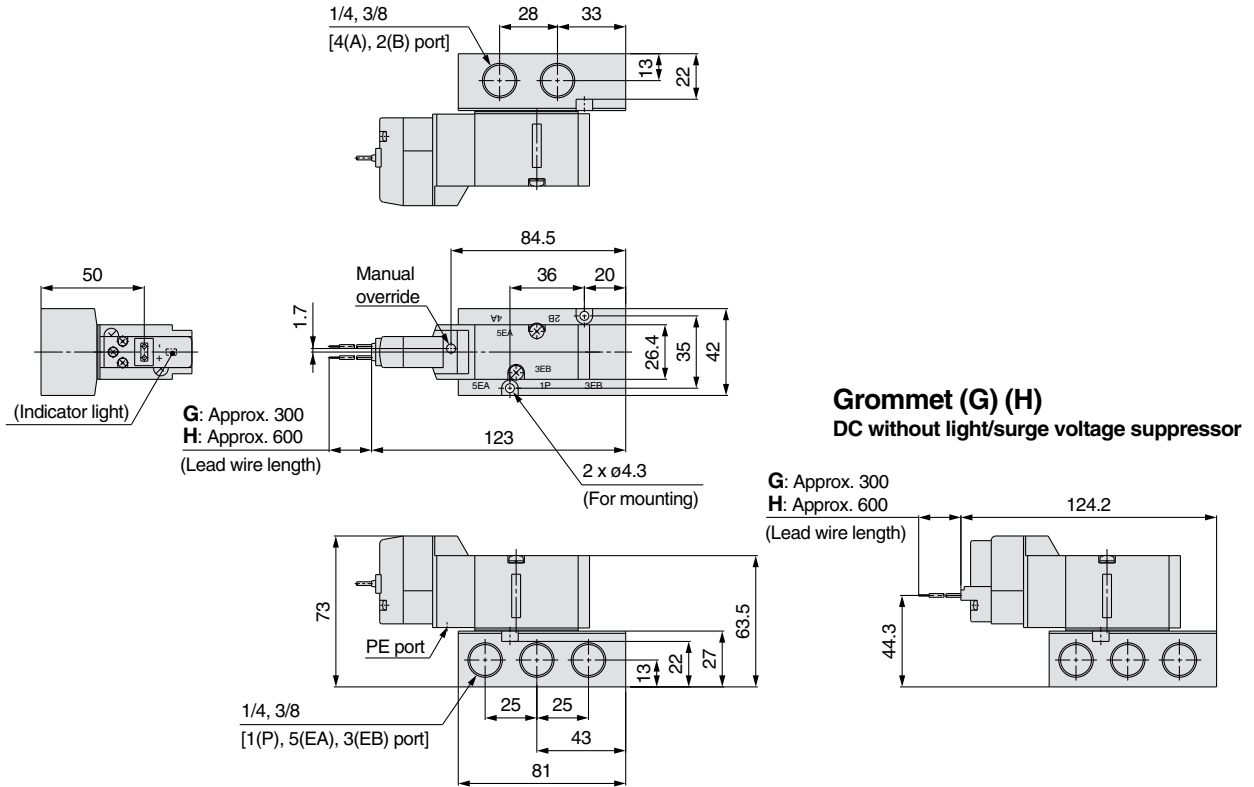
Tightening torque of the pilot valve assembly mounting screw
M2.5: 0.24 lbf·ft (0.32 N·m)

Dimensions: Series VF3000/Base Mounted

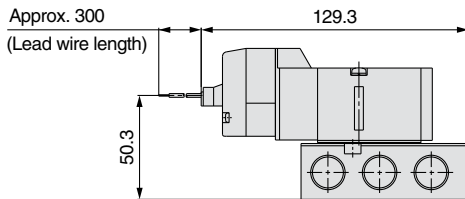
(mm)

2-position single

Grommet (G) (H): VF3140-□_G□□1-⁰²₀₃□

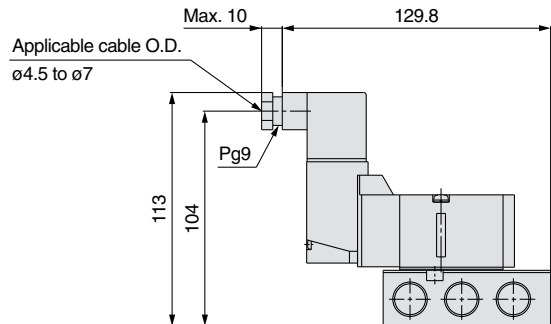


L-type plug connector (L): VF3140-□_L□□1-⁰²₀₃□



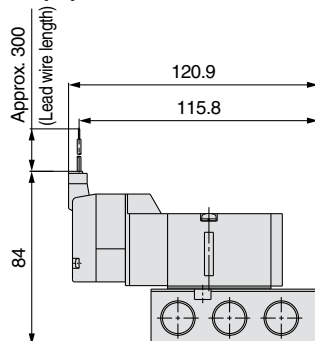
Unless otherwise indicated, dimensions are the same as Grommet (G).

DIN terminal (D) (Y): VF3140-□_D□□1-⁰²₀₃□



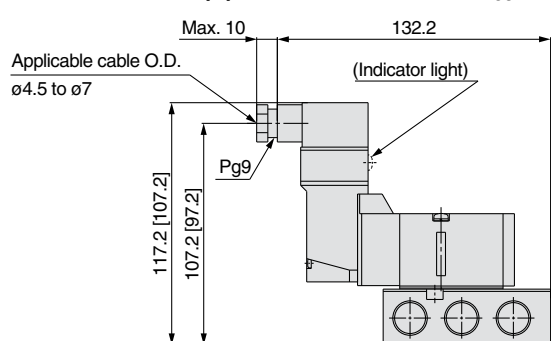
Unless otherwise indicated, dimensions are the same as Grommet (G).

M-type plug connector (M): VF3140-□_M□□1-⁰²₀₃□



Unless otherwise indicated, dimensions are the same as Grommet (G).

Conduit terminal (T): VF3140-□_T□□1-⁰²₀₃□



[]: Without indicator light

Unless otherwise indicated, dimensions are the same as Grommet (G).