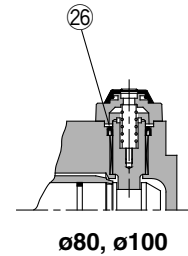
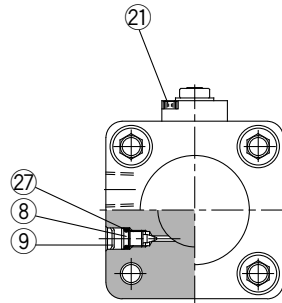
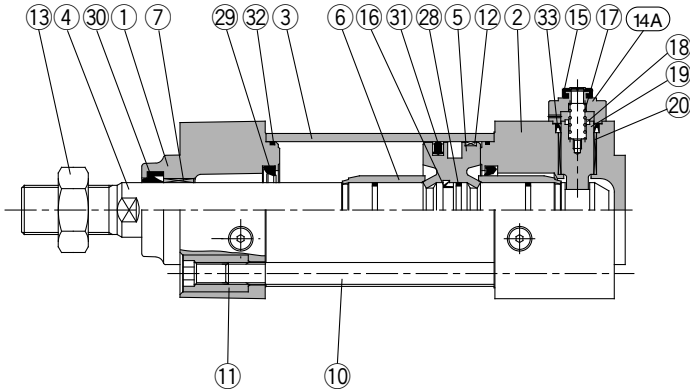


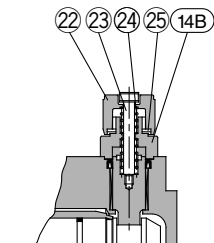
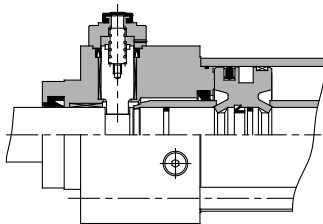
Construction

Locking at head end

Manual release non-locking type: N



Locking at rod end



Manual release non-locking type: L

Component Parts

No.	Description	Material	Note
①	Rod cover	Aluminum alloy	Metallic painted
②	Head cover	Aluminum alloy	Metallic painted
③	Cylinder tube	Aluminum alloy	Hard anodized
④	Piston rod	Carbon steel	Hard chrome plated
⑤	Piston	Aluminum alloy	Chromated
⑥	Cushion ring	Brass	
⑦	Bushing	Lead bronze casted	
⑧	Cushion valve	Steel wire	Nickel plated
⑨	Retaining ring	Steel for spring	ø40 to ø100
⑩	Tie rod	Carbon steel	Chromated
⑪	Tie rod nut	Carbon steel	Nickel plated
⑫	Wear ring	Resin	
⑬	Rod end nut	Carbon steel	Nickel plated
⑭A	Cover A	Aluminum alloy	Painted black
⑭B	Cover B	Carbon steel	Tuffride
⑮	Rubber cover	Synthetic rubber	
⑯	Piston holder	Urethane	

Component Parts

No.	Description	Material	Note
⑰	Lock spring	Steel wire	
⑱	Bumper	Urethane	
⑲	Lock piston	Carbon steel	Hardened, Hard chrome plated
⑳	Lock bushing	Copper alloy	
㉑	Bolt with hex. hole	Alloyed steel	Black zinc chromated
㉒	M/O knob	Zinc alloy	Painted black
㉓	M/O bolt	Alloyed steel	Black zinc chromated, Painted red
㉔	M/O spring	Steel wire	Zinc chromated
㉕	Stopper ring	Carbon steel	Zinc chromated
㉖	Seal retainer	Rolled steel	ø80, ø100 only
㉗	Cushion valve seal	NBR	
㉘	Piston gasket	NBR	
㉙*	Cushion seal	Urethane	
㉚*	Rod seal	NBR	
㉛*	Piston seal	NBR	
㉜*	Cylinder tube gasket	NBR	
㉝*	Lock piston seal	NBR	

Replacement Parts/Seal Kit (Locking at head or rod end)

Bore size (mm)	Kit no.	Contents
32	MBB32-PS	Set of the No. ㉙, ㉚, ㉛, ㉜ and ㉝.
40	MBB40-PS	
50	MBB50-PS	
63	MBB63-PS	
80	MBB80-PS	
100	MBB100-PS	

* Seal kits consist of items ㉙ to ㉝, and can be ordered by using the seal kit number corresponding to each bore size.
 * Trunnion type should not be disassembled. (Refer to page 328.)
 * Seal kit includes a grease pack (ø32 to 50: 10 g, ø63, 80: 20 g, ø100: 30 g).
 Order with the following part number when only the grease pack is needed.
Grease pack part number: GR-S-010 (10 g), GR-S-020 (20 g)

Replacement Parts/Seal Kit (Locking at both ends)

Bore size (mm)	Kit no.	Contents
32	MBB32-PS-W	Set of the No. ㉙, ㉚, ㉛, ㉜ and ㉝.
40	MBB40-PS-W	
50	MBB50-PS-W	
63	MBB63-PS-W	
80	MBB80-PS-W	
100	MBB100-PS-W	

CJ1

CJP

CJ2

CM2

CG1

MB

MB1

CA2

CS1

CS2

D-□

-X□

Individual
-X□

Technical
data