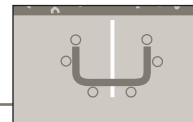


ceiling mounting – central hangers

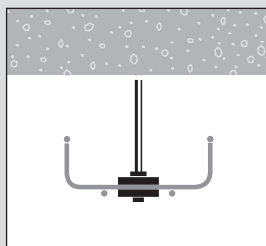
CE40 – CM50XL



■ CE40 – hold down clamps (used as central hangers)

Use in a pair with threaded rod and fasteners to form a central hanger to suspend 100 mm to 200 mm wide steel wire cable tray in 30 mm and 54 mm depths from the ceiling
Supplied in packs of 25 without fasteners

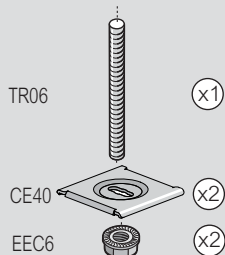
■ Installation



CE40 used to suspend tray from ceiling with threaded rod and fasteners (not supplied)

■ Assembly

Suspending CE40 from ceiling



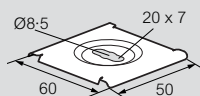
Use TR06 (M6 x 3m) threaded rod and 2 x EEC6 (6mm) hex nuts (not supplied) to suspend CE40 from ceiling

Securing CE40 to steel wire cable tray

Use 2 x CE40, one on the top side and one to the underside of the tray. Secure with 2 x EEC6 hex nuts, as shown above

■ Dimensions and weights

30 → 54 mm 100 → 200 mm



	Weight (kg)
CE40	100 0-04 0-04 0-04 0-04 0-04

Please use Cat. No. when placing your order, see p. 30

All weights are given in Kilograms (kg)

Key:	GS	Pre-galvanised	DC	Zinc rich coating
	EZ	Electrogalvanised after manufacture	304L	Stainless steel 304 L
	EZ+	Additional coating after electrogalvanisation (black)	316L	Stainless steel 316 L
	ZN+	Zinc nickel plus additional coating (black)		
	GC	Hot dip galvanised after manufacture		

For detailed information related to finishes, refer to **p. 132-133**


All dimensions (mm) are nominal

→ To create radius bends : see p. 114-117

■ CM50XL – universal mounting plates (large)

Use with threaded rod and fasteners to form a central hanger to suspend 100 mm to 200 mm wide steel wire cable tray in 30 mm and 54 mm depths from the ceiling
Can also be used for horizontal and vertical wall mounting of cable tray runs (see p. 71) and for floor mounting (see p. 92)
Incorporates slot and tab design for easy fixing. Supplied singly without fasteners

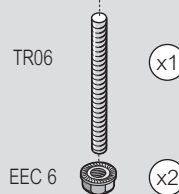
■ Installation



CM50XL used to suspend tray from ceiling with threaded rod and fasteners (not supplied)

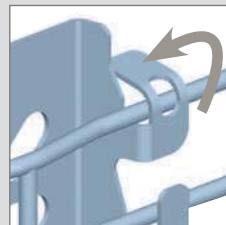
■ Assembly

Suspending CM50XL from ceiling



Use TR06 (M6 x 3m) threaded rod and 2 x EEC6 (6mm) hex nuts (not supplied) to suspend CM50XL from ceiling

Securing CM50XL to steel wire cable tray



Bend tabs using a flat blade screwdriver or pair of pliers to secure to steel wire cable tray



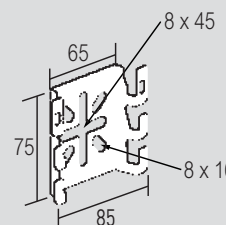
Fast assembling



Fixing without nuts and bolts

■ Dimensions and weights

30 → 54 mm 100 → 200 mm



	Weight (kg)
CM50XL	100 0-10 0-11 0-11 0-08 0-08

Please use Cat. No. when placing your order, see p. 30

All weights are given in Kilograms (kg)

→ For wall mounting : see p. 71

→ For floor mounting : see p. 92

→ For ancillary mounting : see p. 102