

Product Data Sheet



Product Code:	Issue No.	Issue Date:	Issue by:
ABX2S1/CD	A	22/06/2015	A.R.

Description

2 Way TP mcb distribution board c/w 100A 4P switch disconnecter incomer clear door.

General Characteristics

Standards.	BS EN 61439-1&3
Current rating.	100A max incomer.
Voltage rating.	400V a.c.
Fault current rating.	10kA Icc.
Enclosure.	1.2mm cold rolled steel with an epoxy paint finish to RAL7035 matt grey.
IP Rating.	IP 3X
Pollution degree.	3
No of poles.	3 + neutral
Incomer terminal capacity.	Tunnel terminal 50mm sq cable max.
Incomer terminal tightening torque.	2-2.5 Nm.
Cable entry facility.	Top glandplate removable for ease of cutting.
Covers / Door.	Screw fixed covers. Side hinged clear door (removable) c/w plastic turn catches.
No of Outgoing TP ways.	2
Equipment type.	Fixed stationary
Weight.	4.025 Kg



Switchgear Fitted

Device	Rating
4P Switch disconnecter incomer	100A

General Device Specification – Outgoing Switchgear ordered separately

MCB:

6 to 63A Single and Triple Pole.
BS EN 60898.
230-400V ac.
Types B, C and D.
Short Circuit Rating = 10kA*.
*- 50A and 63A rated 6kA.

RCBO:

6 to 45A Single + N(unswitched).
BS EN 61009.
230V ac.
Types B and C.
Earth Fault Sensitivity Type = AC Standard.
Short Circuit Rating = 6 and 10kA.

Please refer to Device data sheet for further information.

Product Data Sheet



Product Code:

ABX2S1/CD

Issue No.

A

Issue Date:

22/06/2015

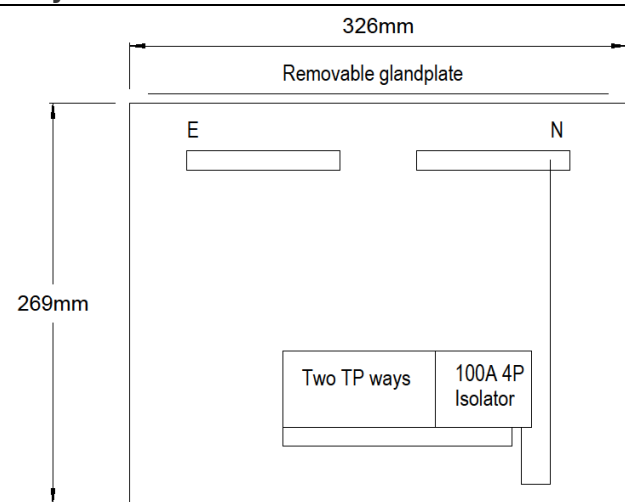
Issue by:

A.R.

Description

2 Way TP mcb distribution board c/w 100A 4P switch disconnecter incomer.

Key Dimensions



Additional information.

Usage

Intended for use by skilled persons or instructed persons.

Electrical

Earth & Neutral terminals 16mm Sq..

Rated frequency: 50Hz.

Rated operational voltage: 230/400V a.c.

Rated insulation voltage: 660V a.c.

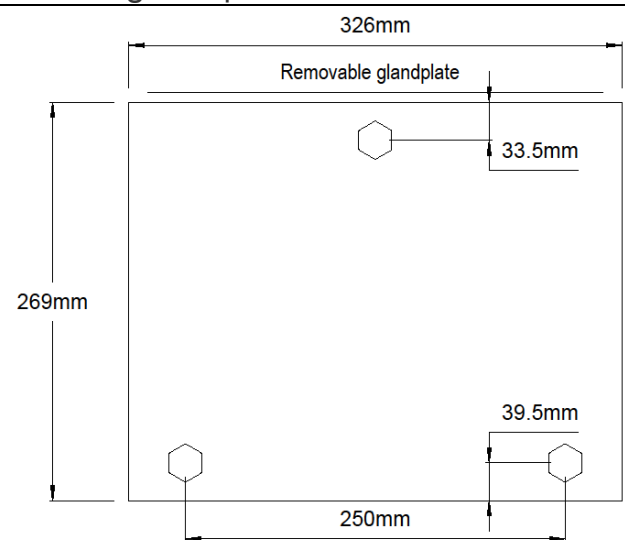
Earthing system: Suitable for use with TN-S, TN-C-S and TT systems.

EMC environment: Environment type A.

Physical

Ambient operating temperature -5 to 40 °C
(Not exceeding average of 35 °C in any 24 hour period).

Mounting hole positions



Maximum altitude 2000m.

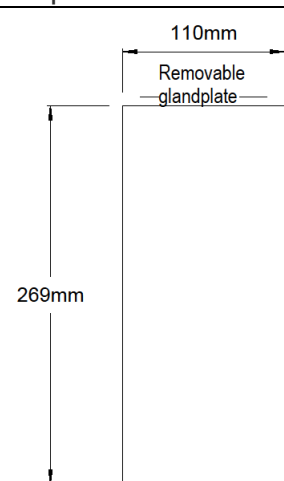
Enclosure: External steel work (case, ends, covers and doors) powder coated in hardwearing epoxy matt light grey paint to RAL 7035.

Installation

Service conditions: Wiring of this product must comply with current IEE regulations. Units are intended for indoor use and dry conditions and **NOT** where high levels of humidity and temperature are experienced.

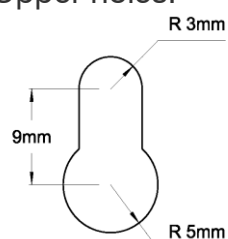
Note: IP rating of enclosures can be compromised if correct use of glands is not followed when installing unit.

Depth



Mounting hole detail

Upper holes.



Lower holes.



Proteus Switchgear – Industrial Division: Stafford Park 12, Telford, Shropshire, TF3 3BJ

Tel: 01952 292001 Fax: 01952 292837 W: www.proteusswitchgear.co.uk E: ind@proteusswitchgear.co.uk