


Male Branch Tee

DT


To branch the line from the female thread at 90° in each direction.

	Applicable tubing mm	Connecting thread	Model
	4	R1/8	DT04-01
		R1/4	-02
6	6	R1/8	DT06-01
		R1/4	-02
		R3/8	-03
8	8	R1/8	DT08-01
		R1/4	-02
		R3/8	-03
10	10	R1/4	DT10-02
		R3/8	-03
		R1/2	-04
12	12	R1/4	DT12-02
		R3/8	-03
		R1/2	-04

Male Run Tee

DY


To branch the line from the female thread in the same direction and at 90°.

	Applicable tubing mm	Connecting thread	Model
	4	R1/8	DY04-01
		R1/4	-02
6	6	R1/8	DY06-01
		R1/4	-02
		R3/8	-03
8	8	R1/8	DY08-01
		R1/4	-02
		R3/8	-03
10	10	R1/4	DY10-02
		R3/8	-03
		R1/2	-04
12	12	R1/4	DY12-02
		R3/8	-03
		R1/2	-04

Bulkhead Union

DE


To connect tubing through a panel.

	Applicable tubing mm	Model
	4	DE04-00
	6	DE06-00
	8	DE08-00
	10	DE10-00
	12	DE12-00

Union Tee

DT


To branch tubing into 2 directions each at 90° to the original one.

	Applicable tubing mm	Model
	4	DT04-00
	6	DT06-00
	8	DT08-00
	10	DT10-00
	12	DT12-00

Female Connector

DHF


To pipe from the male threaded portion of a pressure gauge, etc.

	Applicable tubing mm	Connecting thread	Model
	4	Rc1/4	DHF04-02
	6	Rc1/4	DHF06-02
		Rc3/8	-03
	8	Rc1/4	DHF08-02
	10	Rc1/4	DHF10-02
	12	Rc1/4	DHF12-02

Bulkhead Female Connector

DEF


Used for trunk connection between tubing and a male thread installed through a panel.

	Applicable tubing mm	Connecting thread	Model
	6	Rc1/4	DEF06-02
	8	Rc3/8	DEF08-03
	10	Rc3/8	DEF10-03
	12	Rc3/8	DEF12-03

Plug

DP

To plug unused self-align fittings.

	Applicable fitting size	Model
	ø4	DP-04
	ø6	DP-06
	ø8	DP-08
	ø10	DP-10
	ø12	DP-12