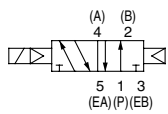
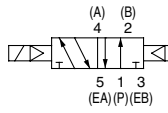
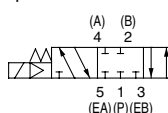
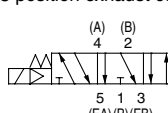
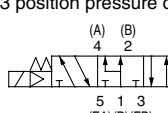
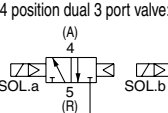
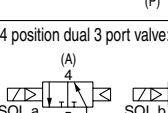
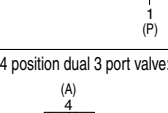


How to Order

SZ3 1 60 5 M C6

Type of actuation

1	2 position single solenoid 
2	2 position double solenoid 
3	3 position closed center 
4	3 position exhaust center 
5	3 position pressure center 
A	4 position dual 3 port valve: N.C./N.C. 
B	4 position dual 3 port valve: N.O./N.O. 
C	4 position dual 3 port valve: N.C./N.O. 

Pilot type

Nil	Internal pilot
R	External pilot

- The 4 position dual 3 port valve is not available with external pilot specifications.

Back pressure check valve

Nil	None
K	Built-in

- The built-in back pressure check valve type has an effective area approximately 20% smaller.
- The 3 position closed center and 3 position pressure center are not available with back pressure check valve.

Rated voltage

5	24 VDC
6	12 VDC
V	6 VDC
S	5 VDC
R	3 VDC

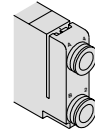
Common specifications

Nil	Positive common
N	Negative common

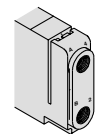
- The symbol is "Nil" when not equipped with light/surge voltage suppressor.

A, B port size

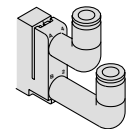
C4: One-touch fitting for ø4
C6: One-touch fitting for ø6



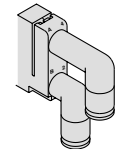
M5: M5 x 0.5



Elbow fitting assembly (Upward)
L4: ø4 elbow fitting assembly
L6: ø6 elbow fitting assembly

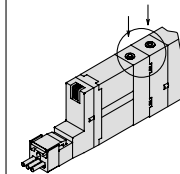


Elbow fitting assembly (Downward)
B4: ø4 elbow fitting assembly
B6: ø6 elbow fitting assembly

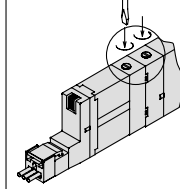


Manual override

Nil: Non-locking push type



D: Push-turn locking slotted type

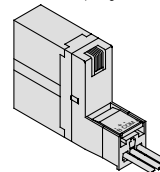


Light/Surge voltage suppressor

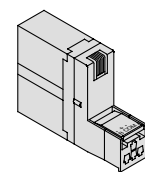
Nil	Without light/surge voltage suppressor
S	With surge voltage suppressor
Z	With light/surge voltage suppressor

Electrical entry

M: With lead wire (Length 300 mm)



MN: Without lead wire



MO: Without connector

