

Carriage LFL32-SF (Series LFL..-SF)

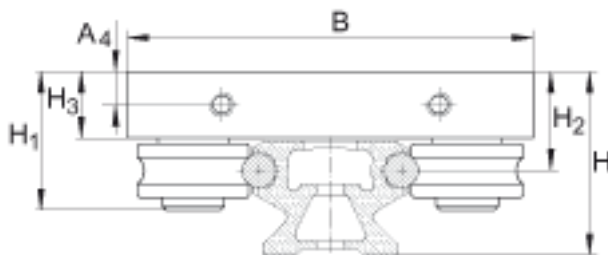
open carriage, standard design, clearance-free; corrosion-resistant design possible

The datasheet is only an overview of dimensions and basic load ratings of the selected product. Please always observe all the guidelines in these overview pages. Further information is given on many products under the menu item "Description". You can also order comprehensive information via the Catalogue ordering system (https://www.schaeffler.de/content.schaeffler.de/en/news_media/index.jsp) or by telephone on +49 (91 32) 82 - 28 97.

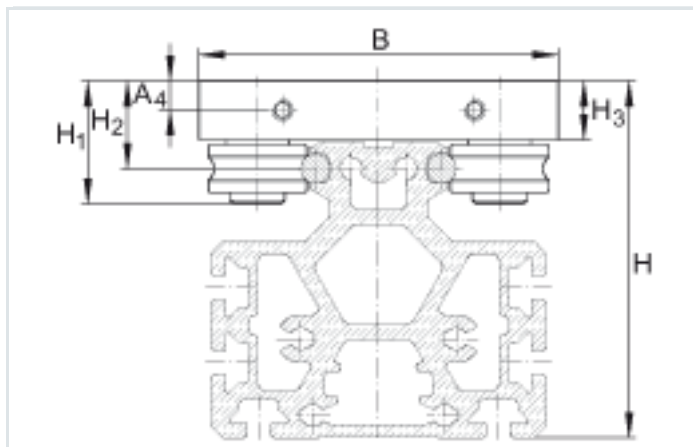
H ₁	30 mm
B	80 mm
L	90 mm
A ₄	7 mm
G ₃	M6
G ₄	M8
H	<p>Total height of carriage and guideway:</p> <p>H = 35,5 mm For LFS, -C, -CE, -CEE, -E, -EE, -N, -NZZ</p> <p>H = 25,5 mm For LFS..-F, -FE</p> <p>H = 81,5 mm For LFS..-M</p> <p>The guideway LFS..-M can only be combined with carriages with adjustable clearance.</p> <p>If SF and LFKL carriages are to be used, please contact us first</p>
H ₂	20,5 mm Tolerance: +0,3/0

H3	14 mm	
JB	59 mm	Tolerance: +0,2/-0,2
JB1	54 mm	
JB2	56 mm	
JL1	60 mm	
JL2	70 mm	Tolerance: +0,2/-0,2
t1	7 mm	
mw	400 g	Mass of carriage
MA	15 Nm	Valid for standard design. Tightening torque for track roller bolts, concentric bolts are supplied tightened to MA.
MA	12 Nm	Valid for corrosion-resistant design "RB". Tightening torque for track roller bolts, concentric bolts are supplied tightened to MA.
		The basic load ratings are not valid for "-RB" designs.
Cy	4100 N	Basic dynamic load rating in y direction
C0y	2400 N	Basic static load rating in y direction
Cz	6600 N	Basic dynamic load rating in z direction
C0z	4200 N	Basic static load rating in z direction
M0x	30 Nm	Static moment rating about X axis

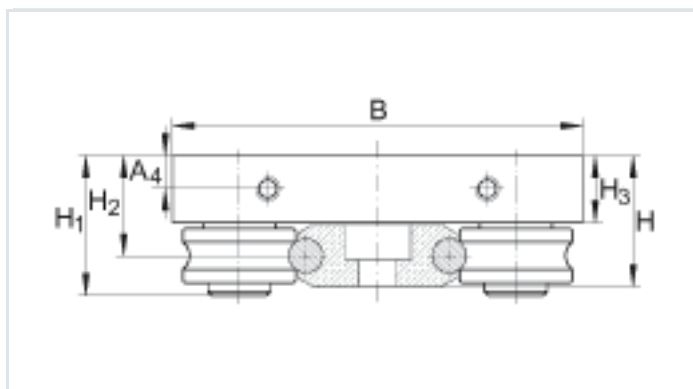
M _{0y}	130 Nm	Static moment rating about Y axis
M _{0z}	70 Nm	Static moment rating about Z axis
	Ordering designation: - Corrosion-resistant design: Carriage: LFCL..-RB Guideway: LFS..-RB Track roller: LFR..-2RSR-RB - Guideway without holes: LFS..-OL	
	LFRI50/8-6-2Z	Track roller used For shaft diameter: 6 mm For ordering of replacement parts, please contact us.
	LFS32	The calculation of basic load ratings and moment ratings is based on the use of this guideway



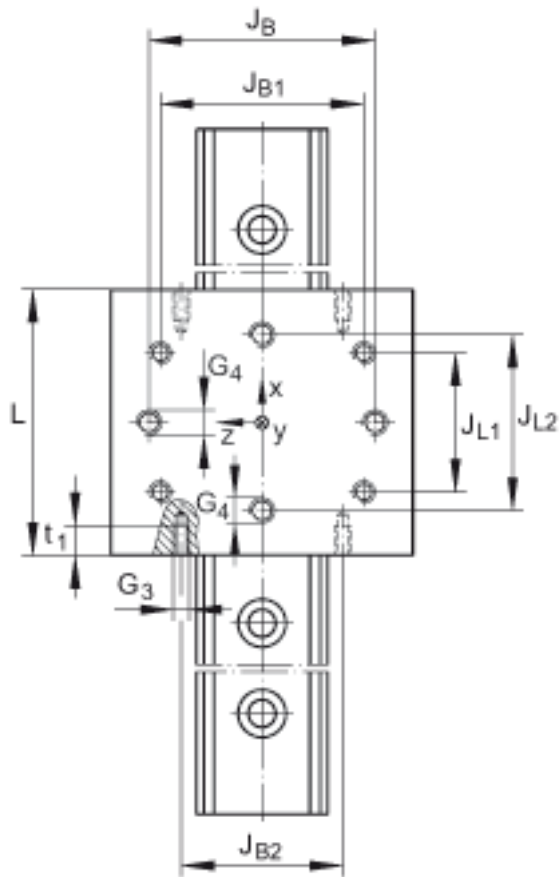
LFL with LFS, -C, -CE, -CEE, -E, -EE, -N, -NZZ



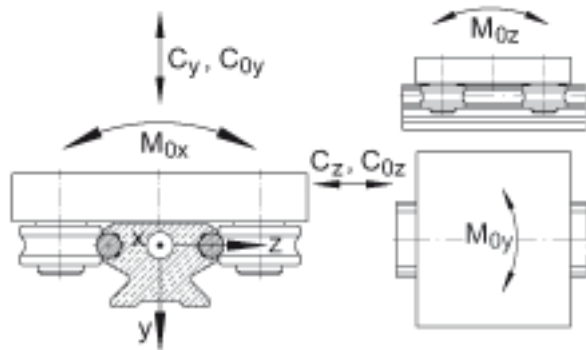
LFL with LFS..-M



LFL with LFS..-F, -FE



LFL with LFS, -C, -CE, -CEE, -E, -EE, -N, -NZZ, -M, -F, -FE



Load directions