

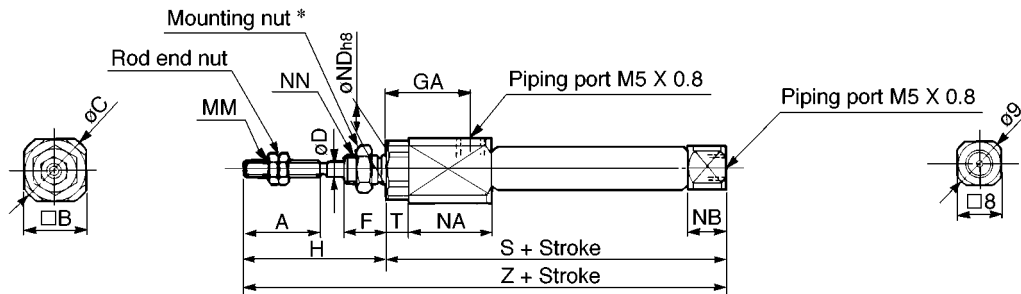
# Standard: Double Acting Single Rod *Series CJ2*

Basic (B)

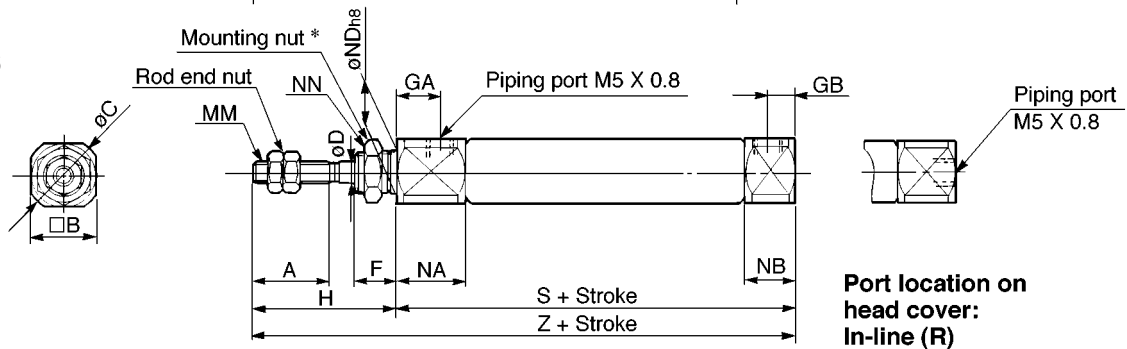


CJ2B Bore size Stroke Port location on head cover

CJ2B6



CJ2B10, 16



CJ1

CJP

CJ2

CM2

C85

CG1

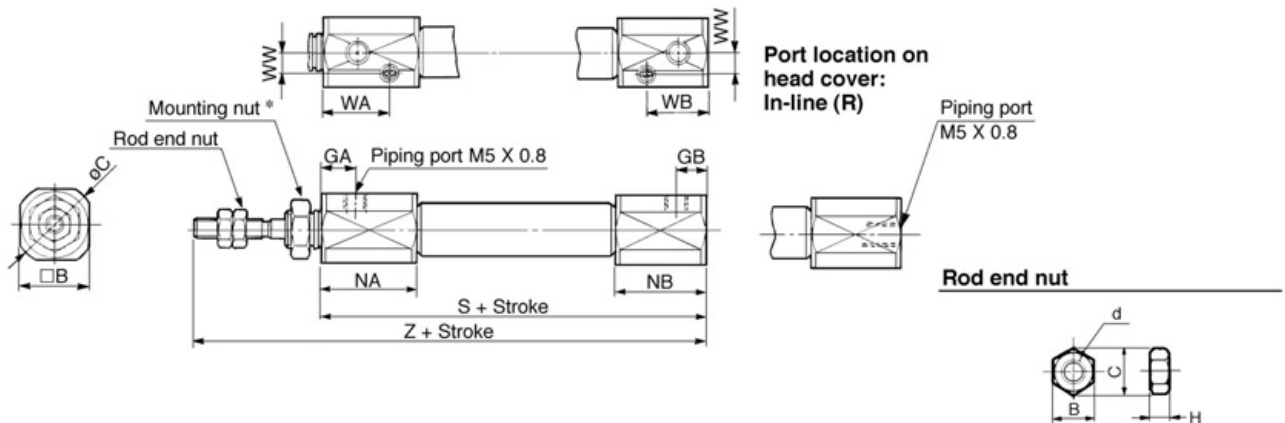
MB

C95

CA1

CS1

With air cushion: CJ2B Bore size Stroke A Port location on head cover



Material: Iron

Part No.	Bore	B	C	d	H
NTJ-006A	6	5.5	6.4	M3 X 0.5	2.4
NTJ-010A	10	7	8.1	M4 X 0.7	3.2
NTJ-015A	16	8	9.2	M5 X 0.8	4

\* Refer to p.1.3-12 for details of the mounting nut.

(mm)

Bore	A	B	C	D	F	GA	GB	H	MM	NA	NB	NDh8	NN	S	T	Z
6	15	12	14	3	8	14.5	—	28	M3 X 0.5	16	7	6 <sup>0</sup> <sub>-0.018</sub>	M6 X 1.0	49	3	77
10	15	12	14	4	8	8	5	28	M4 X 0.7	12.5	9.5	8 <sup>0</sup> <sub>-0.022</sub>	M8 X 1.0	46	—	74
16	15	18	20	5	8	8	5	28	M5 X 0.8	12.5	9.5	10 <sup>0</sup> <sub>-0.022</sub>	M10 X 1.0	47	—	75

With air cushion/Dimensions not mentioned in the below table are the same as the above table. (mm)

Bore	B	C	GA	GB	NA	NB	WA	WB	WW	S	Z
10	15	17	7.5	6.5	21	20	14.5	13.5	4.5	65	93
16	18	20	7.5	6.5	21	20	14.5	13.5	5.5	66	94



Basic With air cushion  
 CJ2B6.....SCJ26, #1  
 CJ2B10.....SCJ210, #1 SCJ210, #2  
 CJ2B16.....SCJ216, #1 SCJ216, #2

\* The data shows auto switch styles.  
 Please delete the unnecessary parts.