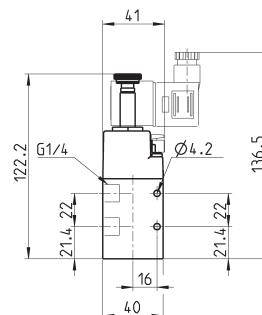
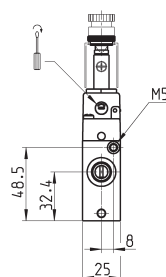
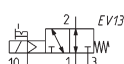
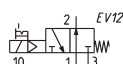
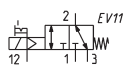
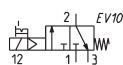


3/2-way solenoid valve, G1/4, monostable - Mod. 334... Mod 344...



These solenoid valves, which have electropneumatic actuation and spring return, are available in the NC (closed) or NO (open) version.

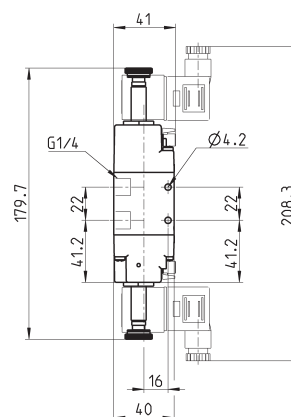
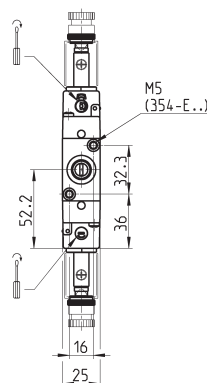
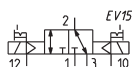
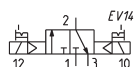


| Mod. | Mounting | Function | Flow rate (NL/min) | Operating pressure (bar) | Pilot pressure (bar) | Symbol |
|------------|----------|----------|--------------------|--------------------------|----------------------|--------|
| 334-015-02 | in-line | 3/2 NC | 1300 | 2.5 ÷ 10 | - | EV10 |
| 334-E15-02 | in-line | 3/2 NC | 1300 | -0.9 ÷ 10 | 2.5 ÷ 10 | EV11 |
| 344-015-02 | in-line | 3/2 NO | 1300 | 2.5 ÷ 10 | - | EV12 |
| 344-E15-02 | in-line | 3/2 NO | 1300 | -0.9 ÷ 10 | 2.5 ÷ 10 | EV13 |

3/2-way solenoid valve, G1/4, bistable - Mod. 334...



These solenoid valves, which have electropneumatic actuation and return assume the NC (closed) or NO (open) position depending on their last pulse received.



| Mod. | Mounting | Function | Flow rate (NL/min) | Operating pressure (bar) | Pilot pressure (bar) | Symbol |
|------------|----------|----------|--------------------|--------------------------|----------------------|--------|
| 334-011-02 | in-line | 3/2 | 1300 | 1.5 ÷ 10 | - | EV14 |
| 334-E11-02 | in-line | 3/2 | 1300 | 1.5 ÷ 10 | 2.5 ÷ 10 | EV15 |