

Prior to Use

Auto Switches Common Specifications 1

⚠ Specific Product Precautions

Refer to the Auto Switch Precautions on pages 8 to 11 before using auto switches.

Auto Switches Common Specifications

Type	Reed auto switch	Solid state auto switch
Leakage current	None	3-wire: 100 μ A or less, 2-wire: 0.8 mA or less
Operating time	1.2 ms	1 ms or less ⁽³⁾
Impact resistance	300 m/s ²	1000 m/s ² ⁽⁴⁾
Insulation resistance	50 M Ω or more at 500 VDC Mega (Between lead wire and case)	
Withstand voltage	1500 VAC for 1 minute ⁽¹⁾ (Between lead wire and case)	1000 VAC for 1 minute (Between lead wire and case)
Ambient temperature	-10 to 60°C	
Enclosure	IEC60529 Standard IP67 ⁽²⁾	

- * 1) Electrical entry: Connector type (A73C/A80C/C73C/C80C): 1000 VAC/min. (Between lead wire and the case)
- * 2) The terminal conduit type (D-A3/A3□A/A3□C/G39/G39A/G39C/K39/K39A/K39C), DIN terminal type (D-A44/A44A/A44C) and heat resistant auto switch (D-F7NJL) conform to IEC60529 Standard IP63. The trimmer type amplifier section (D-R□K) conforms to IP40.
- * 3) Excluding the solid state auto switches with a timer (D-M5□TL/G5NTL/F7NTL/F5NTL types) and magnetic field resistant 2-color indication solid state auto switch (D-P3DW□/P4DWL). The operating time for D-J51 is 2 ms or less and for D-P3DW□/P4DWL is 40 ms or less.
- * 4) 980 m/s² for the trimmer type sensor section, 98 m/s² for the amplifier section.

Lead Wire

Lead wire length indication
(Example)

D-M9BW**L**

● Lead wire length

Nil	0.5 m
M	1 m
L	3 m
Z	5 m
N*	None

* Applicable for the connector type (D-□□C) only.

Note 1) Lead wire length Z: 5 m

Applicable auto switches

Reed auto switch: D-B53/B54, D-C73(C)/C80C, D-A73(C)(H)/A80C,
D-A53/A54, D-Z73, D-90/97/90A/93A

Solid state auto switch: Manufactured upon receipt of order as standard.

Note 2) The standard lead wire length for trimmer auto switches is 3 m.

Note 3) The standard lead wire length for solid state auto switches with a timer, water resistant 2-color indication solid state auto switches, wide range detection type solid state auto switches, heat resistant 2-color indication solid state auto switches and magnetic field resistant 2-color indication solid state switches is 3 m and 5 m (except D-P3DW, D-M9□A(V)□). (0.5 m is not available.)

Note 4) 1 m (M): D-M9□(W)(V) only

Note 5) Lead wire length tolerance

Lead wire length	Tolerance
0.5 m	±15 mm
1 m	±30 mm
3 m	±90 mm
5 m	±150 mm

Solid state auto switch oil resistant flexible cabtire cord indication

Add a -61 at the end of the part number for the solid state auto switch flexible cord except D-Y59□, D-Y69□, D-Y7□, D-M9□/M9□V, and D-M9□W/M9□WV.

(Example)

D-F7PL-**61**

● Flexible specification

(D-Y59, D-Y69, D-Y7 and D-M9 series use flexible lead wire as standard.)

Lead wires with a connector indication

Part No. of Lead Wires with Connectors

(Applicable only for connector type)

Model	Lead wire length
D-LC05	0.5 m
D-LC30	3 m
D-LC50	5 m

Solid State Auto Switch Direct Mounting Style D-Y59^A_B/D-Y69^A_B/D-Y7P(V)



Refer to SMC website for the details of the products conforming to the international standards.

Auto Switch Specifications

PLC: Programmable Logic Controller

D-Y5□, D-Y6□, D-Y7P, D-Y7PV (With indicator light)						
Auto switch model	D-Y59A	D-Y69A	D-Y7P	D-Y7PV	D-Y59B	D-Y69B
Electrical entry direction	In-line	Perpendicular	In-line	Perpendicular	In-line	Perpendicular
Wiring type	3-wire				2-wire	
Output type	NPN		PNP		—	
Applicable load	IC circuit, Relay, PLC				24 VDC relay, PLC	
Power supply voltage	5, 12, 24 VDC (4.5 to 28 VDC)				—	
Current consumption	10 mA or less				—	
Load voltage	28 VDC or less		—		24 VDC (10 to 28 VDC)	
Load current	40 mA or less		80 mA or less		2.5 to 40 mA	
Internal voltage drop	1.5 V or less (0.8 V or less at 10 mA load current)		0.8 V or less		4 V or less	
Leakage current	100 μA or less at 24 VDC				0.8 mA or less at 24 VDC	
Indicator light	Red LED illuminates when turned ON.					
Standard	CE marking					

• Lead wires — Oilproof flexible heavy-duty vinyl cord, ø3.4, 0.15 mm², 3 cores (Brown, Black, Blue), 2 cores (Brown, Blue), 0.5 m

Note 1) Refer to page 1272 for solid state auto switch common specifications.

Note 2) Refer to page 1272 for lead wire lengths.

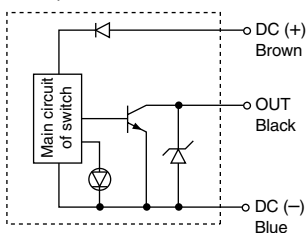
Grommet

Using flexible cable as standard spec.

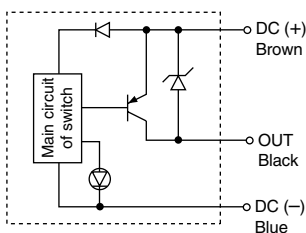


Auto Switch Internal Circuit

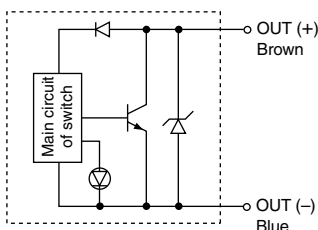
D-Y59A, D-Y69A



D-Y7P, D-Y7PV



D-Y59B, D-Y69B



Mass

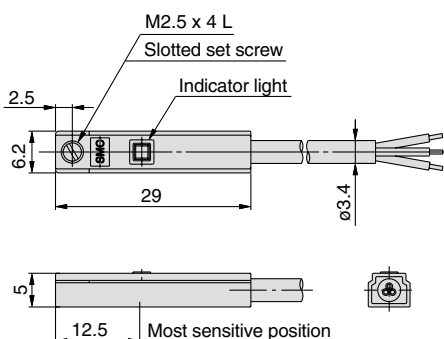
(g)

Auto switch model	D-Y59B	D-Y69B	D-Y59A	D-Y69A	D-Y7P(V)
Lead wire length (m)	0.5	9	10	10	10
	3	50	53	53	53
	5	83	87	87	87

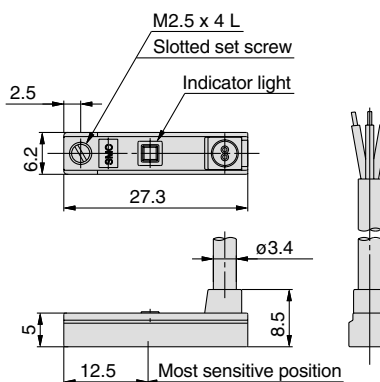
Dimensions

(mm)

D-Y59A/D-Y7P/D-Y59B



D-Y69A/D-Y7PV/D-Y69B



D-□