

Series HRS

Optional Accessories

Applicable Model List/Air-Cooled Refrigeration

No.	Description	Part no.	HRS012-A HRS018-A		HRS024-A-20	HRS030-A-20	HRS050-A-20 HRS060-A-20	Option		Page
			-10	-20				(for -J)	(for -T)	
①	Anti-quake bracket	HRS-TK001	●	●	●	●	—	—	—	29
		HRS-TK002	—	—	—	—	●	—	—	
②	Piping conversion fitting (for air-cooled refrigeration)	G thread conversion fitting set	HRS-EP001	●	●	●	●	—	—	29
		NPT thread conversion fitting set	HRS-EP002	●	●	●	●	—	—	
		G thread conversion fitting set	HRS-EP009	—	—	—	—	●	—	
		NPT thread conversion fitting set	HRS-EP010	—	—	—	—	●	—	
③	Piping conversion fitting ^{Note 1)} (for automatic water fill port)	G thread conversion fitting set	HRS-EP005	—	—	—	—	●	—	30
		NPT thread conversion fitting set	HRS-EP006	—	—	—	—	●	—	
	Piping conversion fitting ^{Note 2)} (for drain outlet)	G thread conversion fitting set	HRS-EP007	—	—	—	—	—	●	
		NPT thread conversion fitting set	HRS-EP008	—	—	—	—	—	●	
④	Concentration meter	HRZ-BR002	●	●	●	●	●	●	●	31
⑤	Bypass piping set	HRS-BP001	●	●	●	●	—	—	—	31
		HRS-BP004	—	—	—	—	●	—	—	
⑥	Power supply cable	For single-phase 100/115 VAC type	HRS-CA001	●	—	—	—	—	—	32
		For single-phase 200 VAC type	HRS-CA002	—	●	●	—	—	—	
		For single-phase 100/115 VAC type	HRS-CA003	●	—	—	—	—	—	
		For single-phase 200 VAC type	HRS-CA004	—	—	—	—	—	—	
	Retaining clip	HRS-S0074	●	●	●	●	—	—	—	
⑦	DI filter set	HRS-DP001	●	●	●	●	●	—	—	33
		HRS-DP002	●	●	●	●	●	—	—	
⑧	Electrical resistance sensor set	HRS-DI001	●	●	●	●	●	—	—	34
		With control function/bypass	HRS-DI003	●	●	●	●	—	—	
		With bypass	HRS-DI004	●	●	●	●	—	—	
		With control function	HRS-DI005	●	●	●	●	—	—	
⑨	Particle filter set	(#5) OUT side	HRS-PF001	●	●	●	●	—	—	35
		(#10) OUT side	HRS-PF002	—	—	—	●	—	—	
		(#5) IN side	HRS-PF003	●	●	●	●	—	—	
		(#10) IN side	HRS-PF004	—	—	—	●	—	—	
⑩	Drain pan set	With water leakage sensor	HRS-WL001	●	●	●	●	—	—	36
			HRS-WL002	—	—	—	●	—	—	
⑪	Connector cover	HRS-BK001	●	●	●	●	—	—	—	37
		HRS-BK002	—	—	—	—	●	—	—	
⑫	Analog gateway unit	HRS-CV001	●	●	●	●	●	—	—	37
⑬	Replacement type dustproof filter set	HRS-FL001	●	●	●	—	—	—	—	37
	Replacement type dustproof filter	HRS-FL002	●	●	●	—	—	—	—	
⑭	Separately installed power transformer	IDF-TR1000-1	●	—	—	—	— Note 3)	—	—	38
		IDF-TR1000-2	●	—	—	—		—	—	
		IDF-TR1000-3	●	—	—	—		—	—	
		IDF-TR1000-4	●	—	—	—		—	—	
		IDF-TR2000-9	—	●	●	●		—	—	
		IDF-TR2000-10	—	●	●	●		—	—	
		IDF-TR2000-11	—	●	●	●		—	—	

Note 1) When option J is selected.

Note 2) When option T or the HRS050/060 is selected.

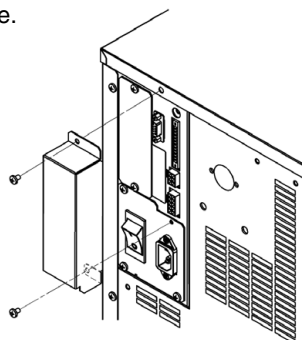
Note 3) For the HRS050/060 models: To be prepared by user.

Note 4) Not applicable for the HRS060-A□-20. To be prepared by user.

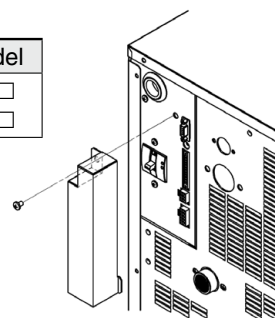
⑪ Connector Cover

Protects the connector on the rear side.

Part no.	Applicable model
HRS-BK001	HRS012-□□-□
	HRS018-□□-□
	HRS024-□□-□
	HRS030-□□-□



Part no.	Applicable model
HRS-BK002	HRS050-□□-□
	HRS060-□□-□



⑫ Analog Gateway Unit

This is an expansion unit for adding analog communication functions.

“Analog communication, contact input/output” functions can be used.

● Analog communication

The set circulating fluid temperature can be changed by entering the analog voltage.

Converts the current circulating fluid temperature and current electrical resistance value (*1) to an analog voltage for output.

*1: Displayed when optional “Electrical resistance sensor set/HRS-DI001, DI003, DI004 and DI005” are used.

● Contact input/output

The Run/Stop of the thermo-chiller HRS series can be operated by a contact signal.

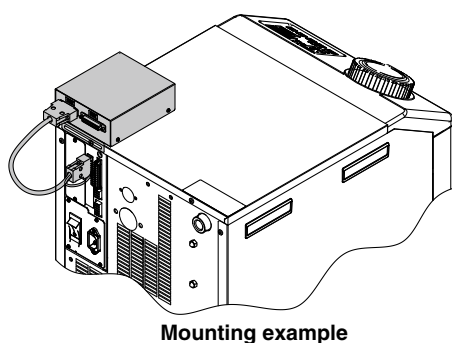
The contact signal of the operation status, alarm occurrence status and the TEMP READY status can also be output.

Part no.	Applicable model
HRS-CV001	HRS012-□□-□
	HRS018-□□-□
	HRS024-□□-□
	HRS030-□□-□
	HRS050-□□-□
	HRS060-□□-□

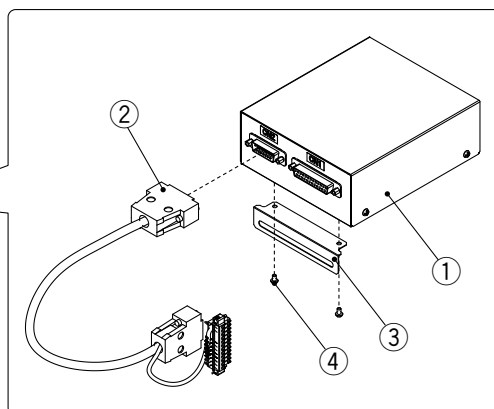
Parts List

No.	Description
①	Analog gateway box
②	Connection cable
③	Mounting bracket
④	Mounting screw (M3, 2 pcs.)

When this product is used, the “contact input/output” and “serial communication” functions standardly equipped in the thermo-chiller HRS series cannot be used.



Mounting example



⑬ Replacement Type Dustproof Filter Set

A disposable dustproof filter is mounted instead of the dustproof net on the front panel.

Part no.	Applicable model
HRS-FL001	HRS012-A□-□
	HRS018-A□-□
	HRS024-A□-□

Parts List

No.	Description	Part no.	Note
①	Replacement type dustproof filter set	HRS-FL001	Front panel with hook-and-loop fastener for holding filter 5 filters are included. (No dustproof net is included.)
②	Replacement type dustproof filter	HRS-FL002	5 filters per set Size: 300 x 370

