
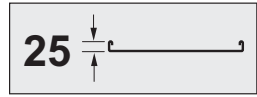


# Swifts® MRF medium duty return flange cable tray

lengths and couplers



Selection charts **p. 12-13**  
 Dimensions and technical information : lengths **p. 46** ; coupler sets and fixing options **p. 47-50** ; fittings **p. 51-63**  
 Design notes **p. 118**  
 Loading graphs **p. 46**

Pack	Cat. Nos.	Straight lengths – 3 m	
		Width (mm)	Depth (mm)
1	MRFL 50 <b>F</b>	50	25
1	MRFL 75 <b>F</b>	75	25
1	MRFL 100 <b>F</b>	100	25
1	MRFL 150 <b>F</b>	150	25
1	MRFL 225 <b>F</b>	225	25
1	MRFL 300 <b>F</b>	300	25
1	MRFL 450 <b>F</b>	450	25
1	MRFL 600 <b>F</b>	600	25
1	MRFL 750 <b>F</b>	750	25
1	MRFL 900 <b>F</b>	900	25


D finish is not available in 50 mm  
 For technical information, **p. 46**

Pack	Cat. Nos.	Coupler sets
1	MRFC 50 <b>F</b>	Standard couplers For 50 mm wide tray
1	MRFC <b>F</b>	For 75-900 mm wide tray Supplied in pairs

Use to join straight lengths  
 For technical information, **p. 47-50**

Pack	Cat. Nos.	Fixing options
100 100	QBF QBFS	Quick bolt fasteners Pack of 100 M6 x 12 quick bolt fasteners with power tool nut driver Dacromet finish Stainless steel finish For technical information, <b>p. 48</b>
10	SCLPG	Swiftclip Two Swiftclips required per MRFC One Swiftclip required per MRFC50 Used to join straight lengths with MRFC and MRFC50 coupler sets Can also be used to join lengths to fittings
10	SCLG	For use with PG tray up to and including 300 mm wide
		For use with G tray up to and including 300 mm wide For technical information, <b>p. 47-48, 50</b>
10	SGR	Swiftgrip For use with standard couplers Length to length connections only Reduces number of fixings required from four per side to one For use on all widths from 50 mm to 900 mm Two Swiftgrips required per MRFC One Swiftgrip required per MRFC50 For use with PG and G tray For technical information, <b>p. 47-48</b>

Additional gauges and finishes available to special order  
 Contact us on +44 (0) 345 605 4333



Key : selecting MRF medium duty lengths and couplers. Replace the letters shown in red with your choice from the following options :  
**F** = Finish : **G** (hot dip galvanised after manufacture),  
**D** (deep galvanised), **PG** (pre-galvanised steel),  
**S** (stainless steel), **E** (powder coated black RAL 9005)