

# Reed Auto Switch Rail Mounting Style D-A7□H/D-A80H



**Grommet  
Electrical entry: In-line**



Refer to SMC website for the details of the products conforming to the international standards.

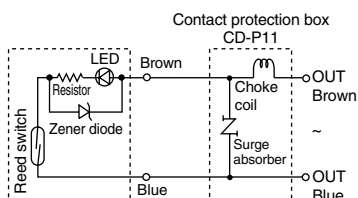
## Auto Switch Specifications

PLC: Programmable Logic Controller

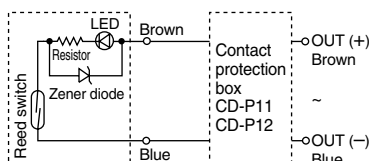
D-A7□H (With indicator light)				
Auto switch model	D-A72H	D-A73H		D-A76H
Applicable load	Relay, PLC	Relay, PLC		IC circuit
Load voltage	200 VAC	24 VDC	100 VAC	4 to 8 VDC
Max. load current/Load current range <sup>(3)</sup>	5 to 10 mA	5 to 40 mA	5 to 20 mA	20 mA
Contact protection circuit	None			
Internal voltage drop	2.4 V or less			0.8 V or less
Indicator light	Red LED illuminates when turned ON.			
Standard	CE marking			
D-A80H (Without indicator light)				
Auto switch model	D-A80H			
Applicable load	Relay, IC circuit, PLC			
Load voltage	24 V <sup>AC</sup> <sub>DC</sub> or less	48 V <sup>AC</sup> <sub>DC</sub>	100 V <sup>AC</sup> <sub>DC</sub>	
Maximum load current	50 mA	40 mA	20 mA	
Contact protection circuit	None			
Internal resistance	1 Ω or less (Including lead wire length of 3 m)			
Standard	CE marking			

## Auto Switch Internal Circuit

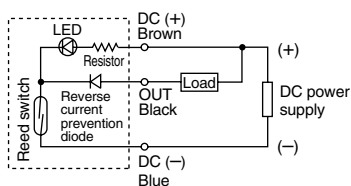
### D-A72H



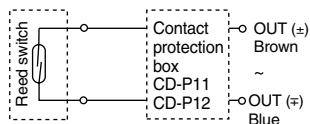
### D-A73H



### D-A76H



### D-A80H



Note 1) Operating load is an induction load.  
Note 2) Wiring to the load is more than 5 m.  
Note 3) Load voltage is 100 VAC or 200 VAC.  
Use the contact protection box in any of the above listed situations. The contact point life may decrease. **Especially in the case of D-A72H, be sure to use the contact protection box.** (Refer to page 1273 for contact protection box.)

• Lead wires — Oilproof heavy-duty vinyl cord, 0.2 mm<sup>2</sup>, 2 cores (Brown, Blue), 3 cores (Brown, Black, Blue), 0.5 m

Note 1) Refer to page 1272 for reed auto switch common specifications.

Note 2) Refer to page 1272 for lead wire lengths.

Note 3) Under 5 mA, the strength of the indicator light is poor. In some cases, visibility of the indicator light will not be possible where the output signal is less than 2.5 mA. However, there is no problem in terms of contact output, when an output signal exceeds 1 mA or more.

## Mass

(g)

Auto switch model	D-A72H	D-A73H	D-A76H	D-A80H
Lead wire length (m)	0.5	10	10	11
	3	47	47	52
	5	—	77	—

## Dimensions

(mm)

### D-A7□H, D-A80H

