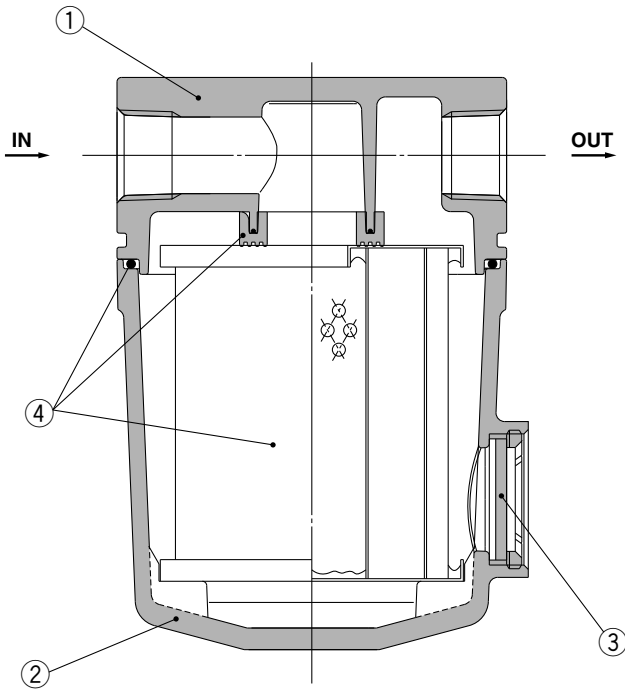
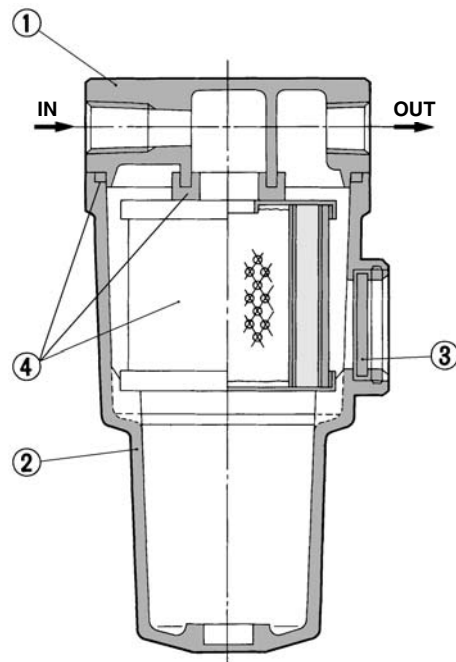


## Construction

### AMF150C to 550C



### AMF650/850



### Component Parts

No.	Description	Material	Note
1	Body	Aluminum die-casted	Chrome treated
2	Housing	Aluminum die-casted*	Epoxy coating on inner surface
3	Sight glass	Tempered glass	—

\* The AMF850 is aluminum casted.



Note) Refer to "How to Order Bowl Assembly" on page 63.



Note) Sight glass is indicated in the figure for easy understanding of component parts. However, it differs from the actual construction. Refer to dimensions on pages 57 through to 60 for details.

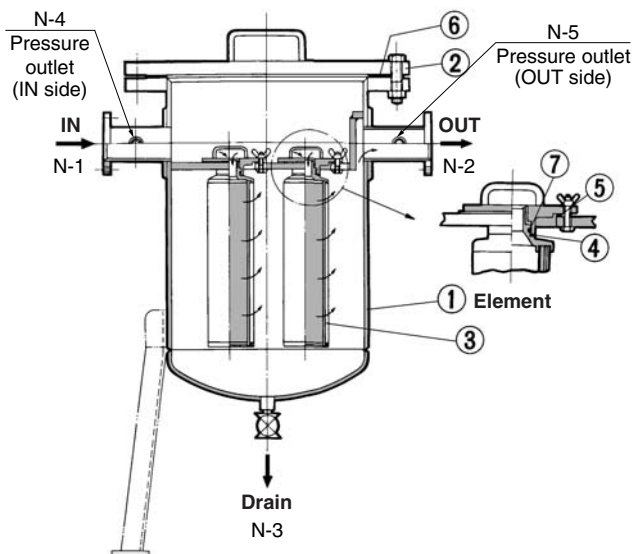
### Replacement Parts

No.	Description	Material	Applicable model	Model						
				AMF150C	AMF250C	AMF350C	AMF450C	AMF550C	AMF650	AMF850
4	Element assembly	Glass fiber, others	Except option F	AMF-EL150	AMF-EL250	AMF-EL350	AMF-EL450	AMF-EL550	AMF-EL650	AMF-EL850
			For option F	AMF-EL150-F	AMF-EL250-F	AMF-EL350-F	AMF-EL450-F	AMF-EL550-F	—	—

\* Element assembly: With gasket (1 pc.) and O-ring (1 pc.)

\* Element assemblies for Made to Order (X12, X20) are same as those for standard (see the above table).

### AMF80□/90□/1000



### Component Parts/Material

No.	Description	Model		Note
		AMF800/900/1000	AMF801/901	
1	Filter case	SGP-E: SS400	SGP-E: SS400	
2	Cover	SS400	SGP-E: SS400	

### Replacement Parts

No.	Description	Material	Model				
			AMF800	AMF801	AMF900	AMF901	AMF1000
3	Element	—	63271	63271	63271 3 pcs.	63271 3 pcs.	63271 5 pcs.
4	Seal	NBR	63148	63148	63148 3 pcs.	63148 3 pcs.	63148 5 pcs.
5	Seal	NBR	O.D112 x I.D90 x T3 1 pc.	—	O.D112 x I.D90 x T3 3 pcs.	—	O.D112 x I.D90 x T3 5 pcs.
6	Gasket	V#6500	AL-61S	AL-60S	AL-63S 3 pcs.	AL-62S	AL-31S
7	O-ring	NBR	JIS B2401G35 1 pc.	JIS B2401G35 1 pc.	JIS B2401G35 3 pcs.	JIS B2401G35 3 pcs.	JIS B2401G35 5 pcs.