

## Caution

Tightening torque for mounting screw	
M2:	0.16 N·m
M3:	0.8 N·m

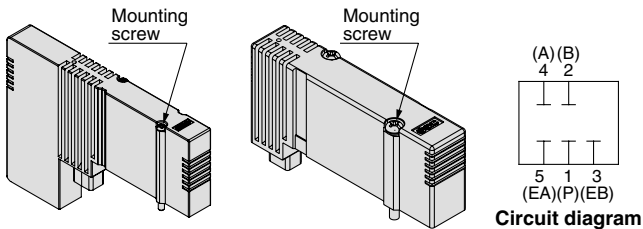
## Manifold Options

Refer to pages 149 and 151 for dimensions.

### Blanking plate assembly

(With two mounting screws)

Used when valve additions are expected or for maintenance. A structure is in place on the blanking plate to prevent the mounting screws from sliding.



SY30M-26-□A (-B)

SY50M-26-□A (-B)

### How to Order Blanking Plate Assembly

SY **3** OM-26-**1** A-□

#### Series

3	SY3000
5	SY5000

#### Option for mounting

Nil	With mounting screw (Round head combination screw)
B	With mounting screw (Hexagon socket head cap screw)

#### Base type

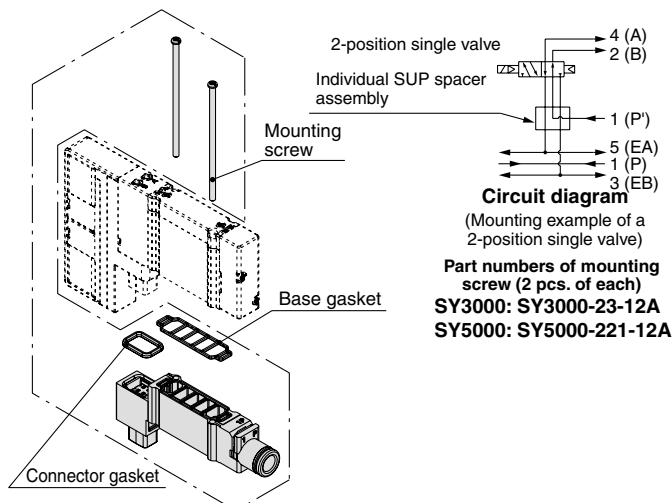
1	For plug-in connector connecting base
2	For plug-in metal base

### Individual SUP spacer assembly

(With a connector gasket, a base gasket, and two mounting screws)

When the same manifold is used for different pressures, an individual SUP spacer assembly is used as a supply port for different pressures.

Note) When selecting an elbow type for one-touch fitting for a spacer assembly, use it faced upward, since it interferes with A and B port piping in Type 50 and Type 10 manifolds.



Part numbers of mounting screw (2 pcs. of each)  
SY3000: SY3000-23-12A  
SY5000: SY5000-221-12A

### How to Order Individual SUP/EXH Spacer Assembly

One-touch fitting Straight type SY **3** OM-**38**-**1** A-**C6**

One-touch fitting Elbow type SY **3** OM-**38**-**2** A-**L6**

#### Series

3	SY3000
5	SY5000

#### Spacer type

38	Individual SUP spacer
39	Individual EXH spacer

#### Individual SUP/EXH spacer assembly

2	Short elbow type
3	Long elbow type

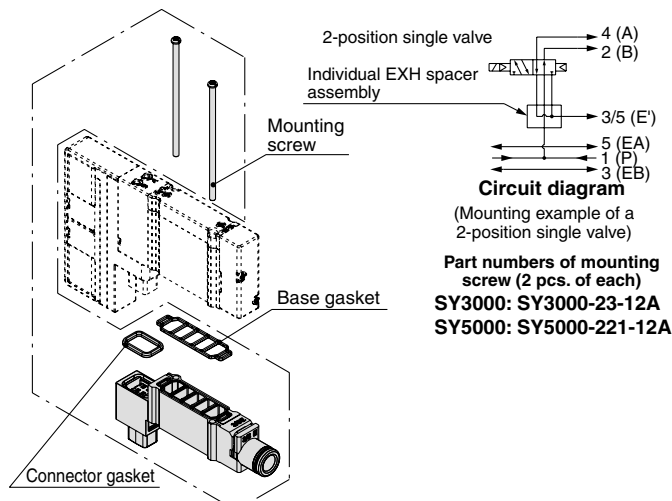
Note) Select the long elbow type for a 3-position valve when using Type 11 and Type 12 downwards. However, Type 11 of the SY3000 series for the mixed mounting of connector connecting bases cannot be used downwards.

### Individual EXH spacer assembly

(With a connector gasket, a base gasket, and two mounting screws)

When valve exhaust affects other stations due to the circuit configuration, this spacer assembly is used for individual valve exhaust.

Note) When selecting an elbow type for one-touch fitting for a spacer assembly, use it faced upward, since it interferes with A and B port piping in Type 50 and Type 10 manifolds.



Part numbers of mounting screw (2 pcs. of each)  
SY3000: SY3000-23-12A  
SY5000: SY5000-221-12A

#### Port size (Metric)

Symbol	P, E port	SY3000	SY5000
L4	ø4 One-touch fitting	●	●
L6	ø6 One-touch fitting	●	●
L8	ø8 One-touch fitting	—	●

#### Port size (Inch)

Symbol	P, E port	SY3000	SY5000
LN3	ø5/32" One-touch fitting	●	—
LN7	ø1/4" One-touch fitting	●	●
LN9	ø5/16" One-touch fitting	—	●

#### Port size (Metric)

Symbol	P, E port	SY3000	SY5000
C2	ø2 One-touch fitting	●	—
C3	ø3 One-touch fitting	●	—
C4	ø4 One-touch fitting	●	●
C6	ø6 One-touch fitting	●	●
C8	ø8 One-touch fitting	—	●

#### Port size (Inch)

Symbol	P, E port	SY3000	SY5000
N1	ø1/8" One-touch fitting	●	—
N3	ø5/32" One-touch fitting	●	●
N7	ø1/4" One-touch fitting	●	●
N9	ø5/16" One-touch fitting	—	●