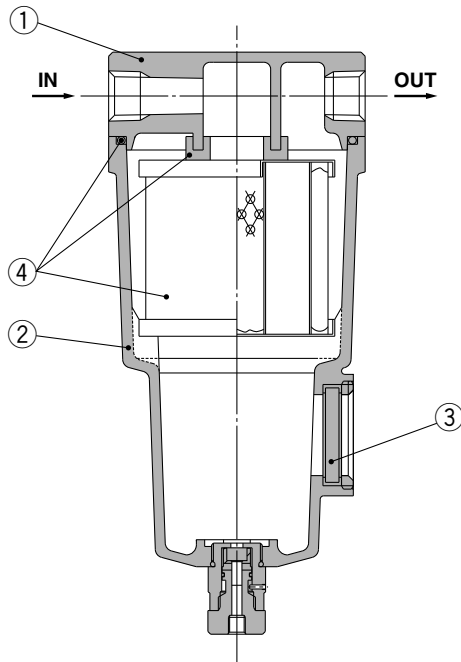
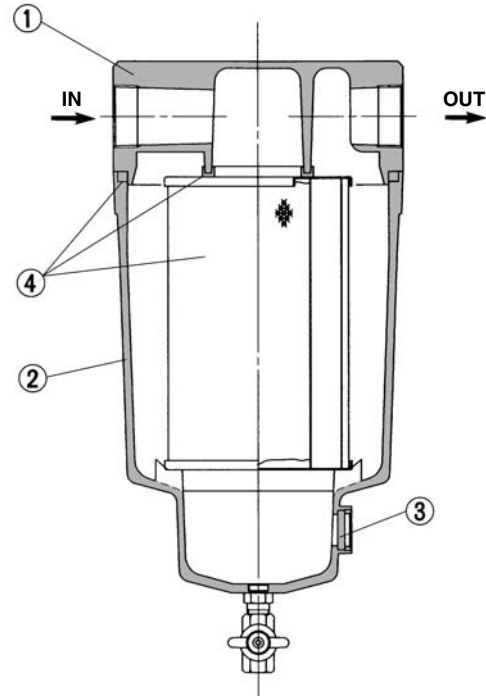


**Construction****AFF2C to 22C, AFF37B****AFF75B****Component Parts**

No.	Description	Material	Note
1	<b>Body</b>	Aluminum die-casted	Chrome treated
2	<b>Housing</b>	Aluminum die-casted*	Epoxy coating on inner surface
3	<b>Sight glass</b>	Tempered glass	—

\* The AFF75B is aluminum casted.



Note) Refer to "How to Order Bowl Assembly" on page 63.



Note) Sight glass is indicated in the figure for easy understanding of component parts. However, it differs from the actual construction. Please refer to pages 15 through to 17 for details.

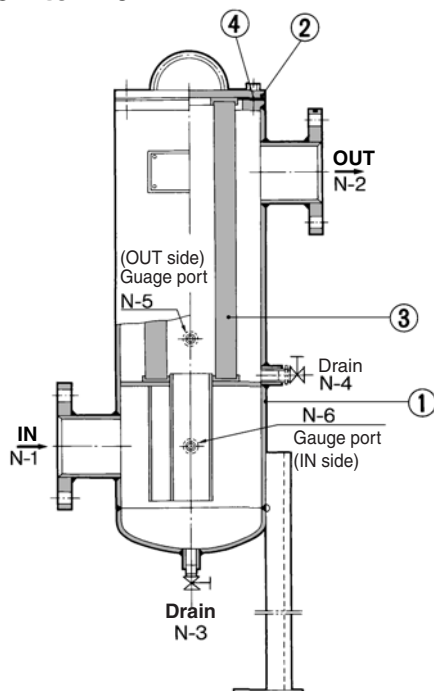
**Replacement Parts**

No.	Description	Material	Applicable model	Model						
				AFF2C	AFF4C	AFF8C	AFF11C	AFF22C	AFF37B	AFF75B
4	Element assembly	Cotton paper, others	Except option F	AFF-EL2B	AFF-EL4B	AFF-EL8B	AFF-EL11B	AFF-EL22B	AFF-EL37B	AFF-EL75B
			For option F	AFF-EL2B-F	AFF-EL4B-F	AFF-EL8B-F	AFF-EL11B-F	AFF-EL22B-F	—	—

\* Element assembly: With gasket (1 pc.) and O-ring (1 pc.)

\* Refer to back page 6 for replacement of auto drain.

\* Element assemblies for Made to Order (X6, X12, X15, X17, X20, X26, X37) are same as those for standard (see the above table).

**AFF75A to 220A****Component Parts**

No.	Description	Material	Note
1	<b>Case</b>	SGP-E, SS400	
2	<b>Cover</b>	SS400	

**Replacement Parts**

Replacement Parts							
No.	Description	Material	Qty.	Model			
				AFF75A	AFF125A	AFF150A	AFF220A
3	Element	—	1	EC700-003N		EC800-003N	EC900-003N
4	Seal	NBR	1	AL-33S		AL-34S	AL-35S