

How to Order

Type of actuation

1	2 position single solenoid
2	2 position double solenoid
3	3 position closed center
4	3 position exhaust center
5	3 position pressure center

Light/surge voltage suppressor

Nil	Without light/surge voltage suppressor
S	With surge voltage suppressor
Z	With light/surge voltage suppressor
R	With surge voltage suppressor (Non-polar type)
U	With light/surge voltage suppressor (Non-polar type)

* For AC voltage valves, there is no "S" option. It is already built-in to the rectifier circuit.
 * For "R" and "U", DC voltage is only available.
 * Power saving circuit is only available in the "Z" type.

Rated voltage

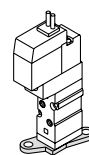
DC		AC (50/60Hz)	
5	24 VDC	1	100 VAC
6	12 VDC	2	200 VAC
V	6 VDC	3	110 VAC [115 VAC]
S	5 VDC	4	220 VAC [230 VAC]
R	3 VDC		

* For type "W□", DC voltage is only available.

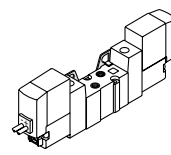
Bracket

Nil: Without bracket

F: With bracket



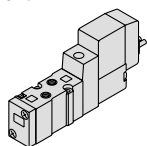
Single
(Bracket cannot be retrofitted.)



Double

Note) The double solenoid mounting bracket is supplied unattached.
 To order the double solenoid bracket for use with a single solenoid valve without a bracket and double solenoid bracket separately by specifying the part number of the bracket VJ3000-13-1 besides the part number of the solenoid valve.
 [Example] 10-SYJ3123-5M-M3
 VJ3000-13-1

5 port



(Type 20 manifold)

Body ported

10—SYJ3 1 23 □ 5 M □ □ — M3 — □

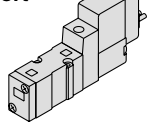
Base mounted
(4 port)

10—SYJ3 2 33 □ 5 M □ □ (Manifold use only)

Base mounted
(5 port)

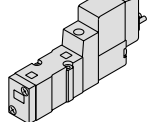
10—SYJ3 2 43 □ 5 M □ □ □

4 port



(For manifold
type 31, S31, 32, S32)

5 port



(For sub-plate, manifold
type 41, S41, 46, S46)

Clean series

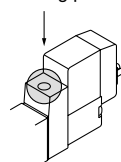
Coil specifications

Nil	Standard
T	With power saving circuit <24, 12 VDC only>

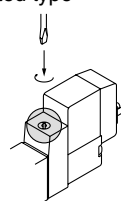
* Power saving circuit is not available in the case of "W□" type.

Manual override

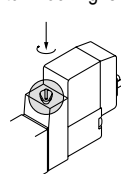
Nil: Non-locking push type



D: Push-turn locking
slotted type

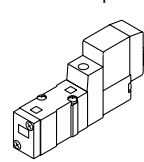


E: Push-turn locking lever type



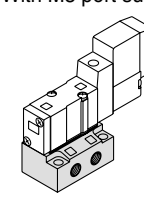
Port size

Nil: Without sub-plate



(With gasket and screws)

M5: With M5 port sub-plate



Electrical entry

24, 12, 6, 5, 3 VDC 100, 110, 200, 220 VAC				24, 12 VDC 6, 5, 3 VDC
Grommet	L plug connector	M plug connector		M8 connector
G: Lead wire length 300 mm	L: With lead wire (length 300 mm)	M: With lead wire (length 300 mm)	MN: Without lead wire	WO: Without connector cable
H: Lead wire length 600 mm	LN: Without lead wire	LO: Without connector	MO: Without connector	W□: With connector cable Note 1)

* "LN", "MN" types: with 2 sockets.

* For connector cable of M8 connector, refer to page 562.

Note 1) Be sure to enter a symbol of the cable length in □ with reference to P562.

Note) When placing an order for body ported solenoid valve as a single unit, mounting bolt for manifold and gasket are not attached. Order them separately, if necessary.
 (Refer to catalog page 508 for details.)