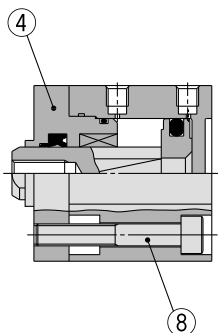
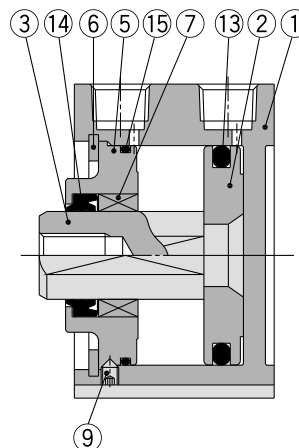


## Construction

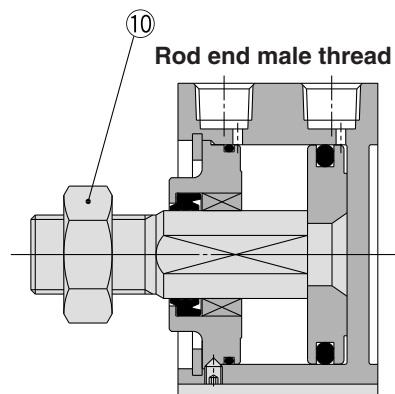
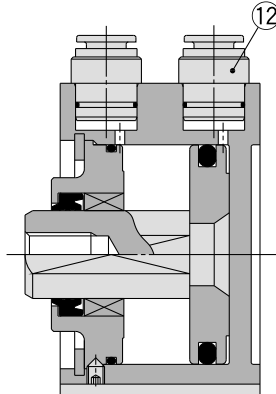
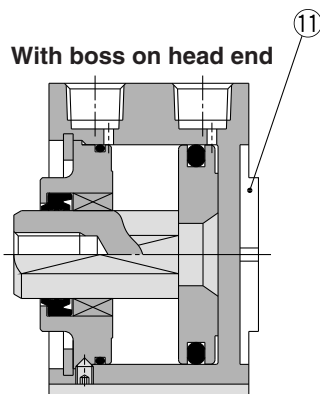
Standard (ø12 to ø32)



Standard (ø40 to ø63)



Built-in one-touch fittings



### Component Parts

No.	Description	Material	Note
1	Cylinder tube	Aluminum alloy	Hard anodized
2	Piston	Aluminum alloy	Chromated
3	Piston rod	Stainless steel	ø12 to ø25
		Carbon steel	ø32 to ø63, Hard chrome plated
4	Rod cover	Brass	ø12, Electroless nickel plated
		Aluminum alloy	ø16 to ø32, Anodized
5	Collar	Aluminum alloy	ø40 to ø63, Anodized
6	Retaining ring	Carbon tool steel	Phosphate coated
7	Bushing	Oil-impregnated sintered alloy	ø16 to ø63
8	Hexagon socket head cap screw	Alloy steel	ø12 to ø32, Nickel plated
9	Hexagon socket head set screw	Alloy steel	ø40 to ø63, Nickel plated
10	Rod end nut	Carbon steel	Nickel plated
11	Centering location ring	Aluminum alloy	ø20 to ø63, Anodized
12	One-touch fitting	—	ø32 to ø63
13	Piston seal	NBR	
14	Rod seal	NBR	
15	Tube gasket	NBR	

### Replacement Parts/Seal Kit


Bore size (mm)	Kit no.	Contents
12	CQ2KB12-PS	Kits include items 13, 14, 15 from the table.
16	CQ2KB16-PS	
20	CQ2KB20-PS	
25	CQ2KB25-PS	
32	CQ2KB32-PS	
40	CQ2KB40-PS	
50	CQ2KB50-PS	
63	CQ2KB63-PS	

\* Seal kit includes 13, 14, 15. Order the seal kit based on each bore size.

\* Since the seal kit does not include a grease pack, order it separately.

**Grease pack part no.: GR-S-010 (10 g)**

# Non-rotating Rod: Double Acting, Single Rod Series **CDQ2K** With Auto Switch



Refer to the below pages for further information on auto switches.

Auto switch proper mounting position and its mounting height	P.169 to 175
Minimum stroke for auto switch mounting	
Operating range	
Auto switch mounting brackets/Part no.	

## Weight

### Weight

Bore size (mm)	Cylinder stroke (mm)											
	5	10	15	20	25	30	35	40	45	50	75	100
<b>12</b>	71	77	83	89	96	102	—	—	—	—	—	—
<b>16</b>	74	82	89	97	105	113	—	—	—	—	—	—
<b>20</b>	119	132	144	156	168	180	192	204	217	229	—	—
<b>25</b>	162	177	192	208	223	238	254	269	284	300	—	—
<b>32</b>	227	247	266	286	306	326	345	365	385	404	504	604
<b>40</b>	240	261	283	305	326	348	369	391	413	434	546	658
<b>50</b>	—	433	466	499	532	565	598	630	663	697	869	1041
<b>63</b>	—	622	660	698	736	774	812	850	888	926	1124	1321

(g)

### Additional Weight

Bore size (mm)	12	16	20	25	32	40	50	63
Both ends tapped	—	—	—	—	—	6	6	19
Rod end male thread	Male thread	1.5	3	6	12	26	27	53
	Nut	1	2	4	8	17	17	32
With boss on head end	0.7	1.3	2	3	5	7	13	25
Built-in one-touch fittings	—	—	—	—	12	12	21	21
Foot (Including mounting bolts)	—	—	—	—	—	153	242	316
Rod flange (Including mounting bolts)	—	—	—	—	—	213	372	558
Head flange (Including mounting bolts)	—	—	—	—	—	198	348	534
Double clevis (Including pin, retaining rings and bolts)	—	—	—	—	—	196	393	554

(g)

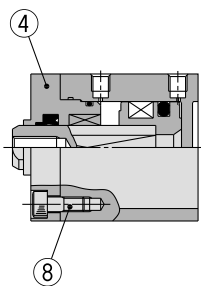
Calculation: (Example) **CDQ2KD40-25DMZ**

- Basic weight: CDQ2KB40-25DZ ..... 326 g
- Additional weight: Both ends tapped ..... 6 g
- Rod end male thread ..... 44 g
- Double clevis ..... 196 g
- 572 g

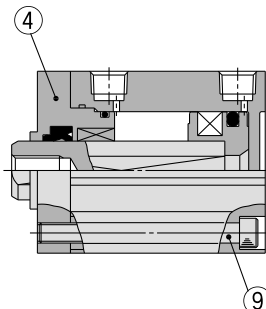
Add each weight of auto switches when auto switches are mounted.

## Construction

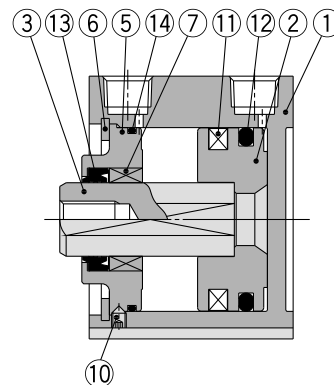
ø12 to ø25



ø32



ø40 to ø63



### Component Parts

No.	Description	Material	Note
1	Cylinder tube	Aluminum alloy	Hard anodized
2	Piston	Aluminum alloy	Chromated
3	Piston rod	Stainless steel	ø12 to ø25
		Carbon steel	ø32 to ø63, Hard chrome plated
4	Rod cover	Brass	ø12, Electroless nickel plated
		Aluminum alloy	ø16 to ø32, Anodized
5	Collar	Aluminum alloy	ø40 to ø63, Anodized
6	Retaining ring	Carbon tool steel	Phosphate coated
7	Bushing	Oil-impregnated sintered alloy	ø16 to ø63
8	Hexagon socket head cap screw	Alloy steel	ø12 to ø25, Nickel plated
9	Hexagon socket head cap screw	Alloy steel	ø32, Nickel plated
10	Hexagon socket head set screw	Alloy steel	ø40 to ø63, Nickel plated
11	Magnet	—	—
12	Piston seal	NBR	—
13	Rod seal	NBR	—
14	Tube gasket	NBR	—

### Replacement Parts/Seal Kit (Pneumatic type (Non-lube))

Bore size (mm)	Kit no.	Contents
<b>12</b>	CQ2KB12-PS	Kits include items 12, 13, 14 from the table.
<b>16</b>	CQ2KB16-PS	
<b>20</b>	CQ2KB20-PS	
<b>25</b>	CQ2KB25-PS	
<b>32</b>	CQ2KB32-PS	
<b>40</b>	CQ2KB40-PS	
<b>50</b>	CQ2KB50-PS	
<b>63</b>	CQ2KB63-PS	

\* Seal kit includes 12, 13, 14. Order the seal kit, based on each bore size.

\* Since the seal kit does not include a grease pack, order it separately.

Grease pack part no.: GR-S-010 (10 g)