



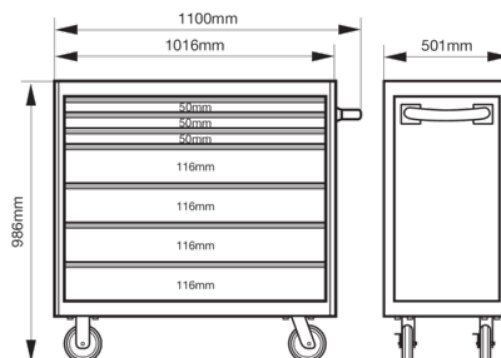
1475KXL7SS

40" 7 Drawers Stainless Steel Tool Trolley



PRODUCT DETAILS









- Made of stainless steel 304
- Fully opening stainless steel drawers with Lock&Go latching system
- Strong and secure round locking system protects the tool trolley against theft
- Safe and smart Lock&Go system prevents the stainless steel drawers from opening when the tool trolley moves
- Rubber wheels ensure maximum stability, making the trolley easy to manoeuvre, even on irregular surfaces
- Fully opening stainless steel drawers equipped with ball-bearing sliders that glide very smoothly and have a capacity up to 45 kg
- Double-wall reinforced stainless steel frame with extra welding points
- Smooth and silent rubber wheels



Follow the Fish!



PRODUCT ATTRIBUTES

Product								
1475KXL7SS	986 x 501 x 1100 mm	900 kg	880 mm	445 mm	45 kg	150 mm	50 mm	

