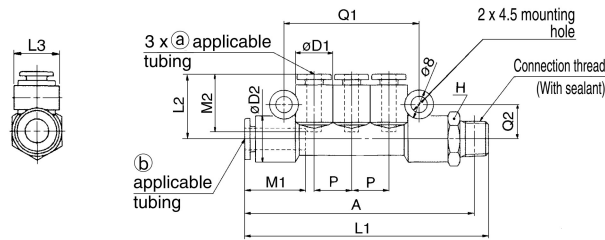


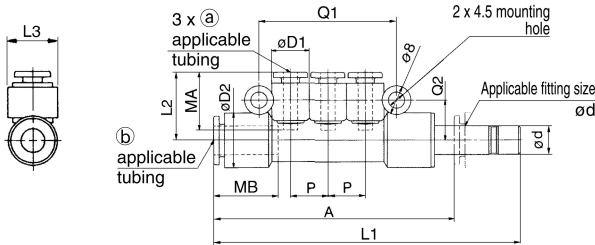
Dimensions

KM14



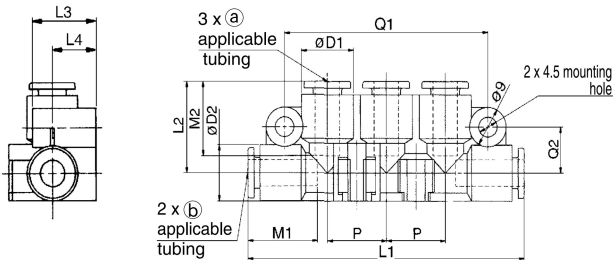
Applicable tubing O.D. (mm)		Connection thread R	Model	H (Width across flats)	øD1	øD2	L1	L2	L3	P	A	Q1	Q2	M1	M2	Port B Min. port size	Weight (g)
(a)	(b)																
4	6	1/8	KM14-04-06-01S-3	13	10.4	12.8	67.1	18	13	10.4	64	38.2	9.9	17	16	4.5	18
		1/4	KM14-04-06-02S-3	14			71				65.5						25
		3/8	KM14-04-06-03S-3	17			72.4				67.5						38
4	8	1/8	KM14-04-08-01S-3	17	10.4	15.2	72.6	19	15.5	10.4	69.5	38.2	11.1	18.5	16	6	30
		1/4	KM14-04-08-02S-3				76				70.5						38
		3/8	KM14-04-08-03S-3				76.4				71						
6	8	1/8	KM14-06-08-01S-3	17	12.8	15.2	79.1	20	15.5	12.8	76.5	45.4	11.1	18.5	17	6	31
		1/4	KM14-06-08-02S-3				82.5				77						39
		3/8	KM14-06-08-03S-3				82.9				78						
6	10	1/4	KM14-06-10-02S-3	19	12.8	18.5	87	21	19	12.8	81.5	45.4	12.8	21	17	7.5	43
		3/8	KM14-06-10-03S-3				87.4				82						44
		1/2	KM14-06-10-04S-3				91.1				84						66
8	10	1/4	KM14-08-10-02S-3	19	15.2	18.5	93.5	22.5	19	15.2	88	52.6	12.8	21	18.5	7.5	47
		3/8	KM14-08-10-03S-3				93.9				89						70
		1/2	KM14-08-10-04S-3				97.6				90.5						

KM15



Applicable tubing O.D. (mm)		Applicable fitting size ød	Model	øD1	øD2	L1	L2	L3	P	Q1	Q2	A	MA	MB	Port B min. port size	Weight (g)
(a)	(b)	(c)														
4	6	6	KM15-04-06-3	10.4	12.8	78.5	18	13	10.4	38.2	9.9	61.5	16	17	4.5	12
	8	8	KM15-04-08-3		15.2	85.5	19	15.5						18.5	6	24
6	8	8	KM15-06-08-3	12.8	15.2	92.5	20	15.5	12.8	45.4	11.1	74	17	18.5	6	25
	10	10	KM15-06-10-3		18.5	98	21	19						21	7.5	37
8	10	10	KM15-08-10-3	15.2	18.5	105	22.5	19	15.2	52.6	12.8	85	18.5	21	7.5	41

KM16



Applicable tubing O.D. (mm)		Model	øD1	øD2	L1	L2	L3	L4	P	Q1	Q2	M1	M2	Port B Min. port size	Weight (g)
(a)	(b)														
4	4	KM16-04-04-3	12.8	12.8	68	20.9	16	11	14.5	50	10.5	16	16	3	18
4	6	KM16-04-06-3										17	16	4.5	16
6	6	KM16-06-06-3										17	17	4.5	15

Handling of One-touch Fittings

Caution

- Refer to pages 13 to 17 for "Fittings & Tubing Precautions" for the details of installation/removal of One-touch fittings.
- Connecting products with metal rods**
Products with metal rods cannot be connected to KQ2 series One-touch fittings. If connected, the metal rod cannot be retained by the chuck of the One-touch fitting and products with metal rods may project during pressurization, causing serious personal injury or accident. When mounting tubes, resin plugs, reducers etc., do not press the release button. Also, do not press the release button unnecessarily before mounting them. This may cause those parts to come off. After attaching products with attached metal rods, to the One-touch fitting, do not use tubes, resin plugs, or reducers, etc. This may cause releasing. For details about One-touch fittings that can connect KM15 model, contact SMC.

[Click here for applicable color caps.](#)