

Options

Manifold mounting parts set

This set consists of a hexagon socket head cap screw, spacer, hexagon nut and shield sheet.

Note 1) The ionizer, L-bracket and DIN rail mounting bracket need to be prepared separately.

Note 2) Be sure to attach the provided shield sheet, as there is a possibility of malfunctions of the output (signal and LED) due to high-voltage generation substrate noise of adjacent ionizers.

How to Order

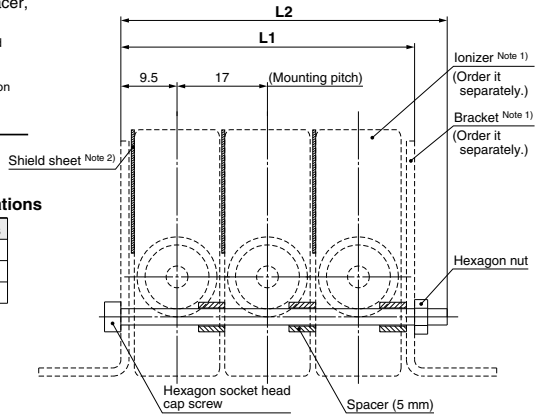

IZN10-ES 

Mounting pitch

Symbol	Pitch
ES	17 mm

Mounting stations

Symbol	Stations
2	2
3	3
4	4



IZS

IZN

IZF

ZVB

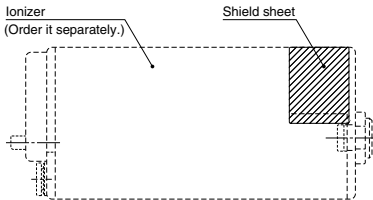
IZD

IZE

IZH

Shield sheet/IZN10-A004

This is an individual shield sheet for the manifold mounting parts set/IZN10-ES□.



Part no.	L1	L2	Number of spacers
IZN10-ES2	37	40	4
IZN10-ES3	54	60	6
IZN10-ES4	71	75	8

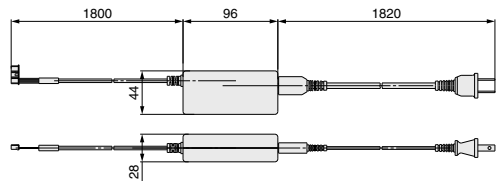
AC adapter

How to Order

IZN10-F  **-X196**

Output signal specifications

Nil	For NPN output
P	For PNP output



Cleaning kit/IZS30-M2

