

# Contactor & Isolators

Proteus contactors are available from 20A up-to 63A in 2pole and 4pole options, suitable for din-rail mounting in consumer units fitted with full standard din-rail. Contactors offer method of remote switching of loads

and are suitable for AC1 switching - general heating and lighting loads.  
All contactors supplied with normally open (NO) contacts. Standard: EN61095.



CT202

## Contactors

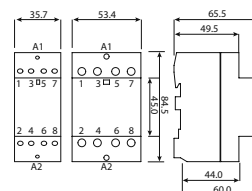
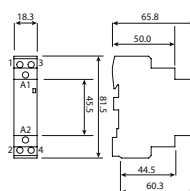
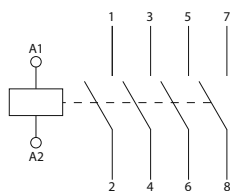
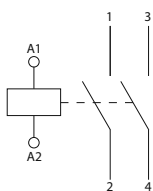
Current Rating (A)	Voltage Rating (V)	Power at Rated Voltage AC 1 (kW)	Power at Rated Voltage AC 3 (kW)	No. of Poles	No. of Modules	Cat. No.
20	400	4	-	2	1	CT202
20	400	16	4	4	2	CT204
40	400	25	8	4	3	CT404
63	400	37	15	4	3	CT634

2 pole contactor

Wiring schematic  
4 pole contactor

Dimensions/Terminal arrangement  
2 pole contactor

Dimensions/Terminal arrangement  
4 pole contactor



100S2

## Isolators

Current Rating (A)	DP Cat. No.	TP Cat. No.	4P Cat. No.
45	45S2	45S3	-
63	63S2	63S3	63S4
100	100S2	100S3	100S4

### Key features:

- Choice of current ratings from 45A up to 100A.
- Operating dolly can be locked in ON or OFF state.
- Neutral pole designed to 'make first / break last'.
- Positive contact status indication therefore can be used as an isolating switch.
- Switch disconnecter is designed to accept cable-in/cable-out and direct to busbar connection.

